

**SUMMARY OF SHAREHOLDING PATTERNS SUBMITTED**

<b>Particulars</b>	<b>Jindal Saw Limited</b>	<b>Jindal Quality Tubular Limited</b>	<b>Jindal Tubular (India) Limited</b>	<b>Jindal Fittings Limited</b>
<b>EQUITY</b>				
Pre Scheme Equity SHP - with PAN	Yes	Yes	Yes	Yes
Pre Scheme Equity SHP - without PAN	Yes	Yes	Yes	Yes
Post Scheme Equity SHP - with PAN	Yes	Not Applicable as pursuant to the Scheme, the Company will dissolve without winding up.		
Post Scheme Equity SHP - without PAN	Yes	Not Applicable as pursuant to the Scheme, the Company will dissolve without winding up.		
<b>PREFERENCE</b>				
Pre Scheme Pref SHP - with PAN	Not Applicable	Yes	Not Applicable	Yes
Pre Scheme Pref SHP - without PAN	Not Applicable	Yes	Not Applicable	Yes
Post Scheme Pref SHP - with PAN	Yes	Not Applicable as pursuant to the Scheme, the Company will dissolve without winding up.		
Post Scheme Pref SHP - without PAN	Yes	Not Applicable as pursuant to the Scheme, the Company will dissolve without winding up.		



## Shareholding Pattern - Pre Amalgamation

1. Name of Listed entity : JINDAL SAW LIMITED
2. Scrip Code/Name of Scrip/Class of Security : 500378/JINDALSAW
3. Share Holding Pattern Filed under :Reg. 31(1)(b) for the period ended 11th March, 2022

4. Declaration: The Listed entity is required to submit the following declaration to the extent of submission of information :-

S. No.	Particulars	Yes*	No*
1	Whether the listed entity has issued any partly paid shares ?		No
2	Whether the listed entity has issued any Convertible Securities or Warrants ?		No
3	Whether the listed entity has any shares against which depository receipts are issued ?		No
4	Whether the listed entity has any shares locked-in?		No
5	Whether any shares held by promoters are pledged or otherwise encumbered ?	Yes	

\* If the Listed entity selects the option 'No' for the questions above, the columns for the partly paid shares, Outstanding Convertible Securities/Warrants, Depository receipts, locked-in shares, No. of shares pledged or otherwise encumbered by promoters, as applicable, shall not be displayed at the time of dissemination on the Stock Exchange website. Also wherever there is 'No' declared by Listed Entity in above table the values will be considered as 'Zero' by default on submission of the format of holding of specified securities.



JINDAL SAW LIMITED As on 11/03/2022 - Pre Amalgamation

Table - I Summary Statement holding of specified securities


Category (I)	Category of shareholder (II)	No. of Shareholders	No. of fully paid up equity shares held (iv)	No. of Partly paid up equity shares held (v)	No. of Shares underlying Depository Receipts (vi)	Total nos. shares held (VII)=(IV)+(V)+(VI)	Shareholding as a % of total no. of shares (calculated as per SCRR,1957) (VIII) As a % of (A+B+C2)	Number of Voting Rights held in each class of securities (IX)			No. of Shares Underlying Outstanding convertible securities (Including warrants) (X)	Shareholding as a % assuming full conversion of convertible securities (as a percentage of diluted)	Number of locked in Shares (XII)		Number of Shares pledged or otherwise encumbered (XIII)		Number of Equity shares held in dematerialised form (XIV)	
								No. of Voting Rights					Total as a % of (A+B+C)	No. (a)	As a % of total shares held (b)	No. (a)		As a % of total shares held (b)
								Class X	Class Y	Total								
(A)	Promoter & Promoter Group	44	201515801	0	0	201515801	63.02	201515801	0	201515801	63.02	0	63.02	0	0	6447000	3.2	198848801
(B)	Public	111246	116137988	0	0	116137988	36.32	116137988	0	116137988	36.32	0	36.32	0	0	0	0	115218238
(C)	Non Promoter - Non Public	1	2100328	0	0	2100328	0.66	2100328	0	2100328	0.66	0	0.66	0	0	0	0	2100328
(C1)	Shares underlying DRs	0	0	0	0	0	0	0	0	0	0	0	0	0	0	0	0	0
(C2)	Shares held by Employee Trusts	1	2100328	0	0	2100328	0.66	2100328	0	2100328	0.66	0	0.66	0		0	0	2100328
	Total	111291	319754117	0	0	319754117	100	319754117	0	319754117	100	0	100	0	0	6447000	2.02	316167367



JINDAL SAW LIMITED As on 11/03/2022 - Pre Amalgamation

Table - II Statement showing shareholding pattern of the Promoter & Promoter Group

Category and name of the shareholders (I)	Entity type i.e. Promoter or Promoter group entity(except promoter)	PAN (II)	No. of Shareholders (III)	No. of fully paid up equity shares held (iv)	No. of Partly paid up equity shares held (v)	No. of Shares underlying Depository Receipts (vi)	Total nos. shares held (VII)=(IV)+(V)+(VI)	Shareholding % calculated as per SCRR,1957 As a % of (A+B+C2) (VIII)	Number of Voting Rights held in each class of securities (IX)			No. of Shares Underlying Outstanding convertible securities (Including warrants) (X)	Shareholding as a % assuming full conversion of convertible securities (as a percentage of diluted share capital)	Number of locked in Shares (XII)		Number of Shares pledged or otherwise encumbered (XIII)		Number of Equity shares held in dematerialised form (XIV)	
									No. of Voting Rights		Total as a % of (A+B+C)			No. (a)	As a % of total shares held (b)	No. (a)	As a % of total shares held (b)		
									Class X	Class Y									Total
<b>(1) Indian</b>																			
(a) Individuals/Hindu undivided Family			25	10543750	0	0	10543750	3.30	10543750	0	10543750	3.30	0	3.30	0	0	0	0	10543750
(b) Central Government/State Government(s)			0	0	0	0	0	0	0	0	0	0	0	0	0	0	0	0	0
(c) Financial Institutions/Banks			0	0	0	0	0	0	0	0	0	0	0	0	0	0	0	0	0
(d) Any other - Group Companies			11	109853305	0	0	109853305	34.36	109853305	0	109853305	34.36	0	34.36	0	0	6447000	5.87	107186305
<b>Sub-Total (A) (1)</b>			<b>36</b>	<b>120397055</b>	<b>0</b>	<b>0</b>	<b>120397055</b>	<b>37.65</b>	<b>120397055</b>	<b>0</b>	<b>120397055</b>	<b>37.65</b>	<b>0</b>	<b>37.65</b>	<b>0</b>	<b>0</b>	<b>6447000</b>	<b>5.35</b>	<b>117730055</b>
<b>(2) Foreign</b>																			
(a) Individuals/(Non-Resident Individuals/Foreign Individuals)			2	76650	0	0	76650	0.02	76650	0	76650	0.02	0	0.02	0	0	0	0	76650
(b) Government			0	0	0	0	0	0	0	0	0	0	0	0	0	0	0	0	0
(c) Institutions			0	0	0	0	0	0	0	0	0	0	0	0	0	0	0	0	0
(d) Foreign Portfolio Investor			0	0	0	0	0	0	0	0	0	0	0	0	0	0	0	0	0
(e) Any Other - Body Corporates			6	81042096	0	0	81042096	25.35	81042096	0	81042096	25.35	0	25.35	0	0	0	0	81042096
<b>Sub-Total (A) (2)</b>			<b>8</b>	<b>81118746</b>	<b>0</b>	<b>0</b>	<b>81118746</b>	<b>25.37</b>	<b>81118746</b>	<b>0</b>	<b>81118746</b>	<b>25.37</b>	<b>0</b>	<b>25.37</b>	<b>0</b>	<b>0</b>	<b>6447000</b>	<b>3.2</b>	<b>198848801</b>
<b>Total Shareholding of Promoter &amp; Promoter Group (A)=(A)(1)+(A)(2)</b>			<b>44</b>	<b>201515801</b>	<b>0</b>	<b>0</b>	<b>201515801</b>	<b>63.02</b>	<b>201515801</b>	<b>0</b>	<b>201515801</b>	<b>63.02</b>	<b>0</b>	<b>63.02</b>	<b>0</b>	<b>0</b>	<b>6447000</b>	<b>3.2</b>	<b>198848801</b>



JINDAL SAW LIMITED As on 11/03/2022 - Pre Amalgamation


Table - III Statement showing shareholding pattern of the Public Shareholder

	Category and name of the shareholders (I)	PAN (II)	No. of Shareholders (III)	No. of fully paid up equity shares held (iv)	No. of Partly paid up equity shares held (v)	No. of Shares underlying Depository Receipts (vi)	Total nos. shares held (VII)=(IV)+(V)+(VI)	Shareholding % calculated as per SCRR, 1957 As a % of (A+B+C2) (VIII)	Number of Voting Rights held in each class of securities (IX)			No. of Shares Underlying Outstanding convertible securities (Including	Shareholding as a % assuming full conversion of convertible securities (as a percentage of diluted share capital	Number of locked in Shares (XII)		Number of Shares pledged or otherwise encumbered (XIII)		Number of Equity shares held in dematerialised form (XIV)	
									No. of Voting Rights		Total as a % of (A+B+C)			No. (a)	As a % of total shares held (b)	No. (a)	As a % of total shares held (b)		
									Class X	Class Y									Total
(1)	<b>Institutions</b>																		
(a)	Mutual Funds		8	96370	0	0	96370	0.03	96370	0	96370	0.03	0	0.03	0	0	0	0	89870
(b)	Venture Capital Funds		0	0	0	0	0	0	0	0	0	0	0	0	0	0	0	0	0
(c)	Alternate Investment Funds		3	1335283	0	0	1335283	0.42	1335283	0	1335283	0.42	0	0.42	0	0	0	0	1335283
(d)	Foreign Venture Capital Investors		0	0	0	0	0	0	0	0	0	0	0	0	0	0	0	0	0
(e)	Foreign Portfolio Investors		80	37295057	0	0	37295057	11.66	37295057	0	37295057	11.66	0	11.66	0	0	0	0	37295057
(f)	Financial Institutions/Banks		4	21530	0	0	21530	0.01	21530	0	21530	0.01	0	0.01	0	0	0	0	20530
(g)	Insurance Companies		2	1363518	0	0	1363518	0.43	1363518	0	1363518	0.43	0	0.43	0	0	0	0	1363518
(h)	Provident Funds/Pension Funds		0	0	0	0	0	0	0	0	0	0	0	0	0	0	0	0	0
(i)	Any other		0	0	0	0	0	0	0	0	0	0	0	0	0	0	0	0	0
	Foreign Financial Institutions		0	0	0	0	0	0	0	0	0	0	0	0	0	0	0	0	0
	Foreign Institutional Investors		1	2000	0	0	2000	0	2000	0	2000	0	0	0	0	0	0	0	0
	<b>Sub-Total (B)(1)</b>		<b>98</b>	<b>40113758</b>	<b>0</b>	<b>0</b>	<b>40113758</b>	<b>12.55</b>	<b>40113758</b>	<b>0</b>	<b>40113758</b>	<b>12.55</b>	<b>0</b>	<b>12.55</b>	<b>0</b>	<b>0</b>	<b>0</b>	<b>0</b>	<b>40104258</b>
(2)	<b>Central Government/State Government(s)/ President of India</b>		0	0	0	0	0	0	0	0	0	0	0	0	0	0	0	0	0
	<b>Sub-Total (B)(2)</b>		<b>0</b>	<b>0</b>	<b>0</b>	<b>0</b>	<b>0</b>	<b>0</b>	<b>0</b>	<b>0</b>	<b>0</b>	<b>0</b>	<b>0</b>	<b>0</b>	<b>0</b>	<b>0</b>	<b>0</b>	<b>0</b>	<b>0</b>
(3)	<b>Non-Institutions</b>																		
(a)	<b>Individuals</b>																		
	i. Individual shareholders holding nominal share capital up to Rs. 2 lakhs.		109062	56204937	0	0	56204937	17.58	56204937	0	56204937	17.58	0	17.58	0	0	0	0	55404687
	ii. Individual shareholders holding nominal share capital in excess of Rs. 2 lakhs.		35	7614344	0	0	7614344	2.38	7614344	0	7614344	2.38	0	2.38	0	0	0	0	7614344
(b)	NBFCs registered with RBI		4	36000	0	0	36000	0.01	36000	0	36000	0.01	0	0.01	0	0	0	0	36000
(c)	Employee Trusts		0	0	0	0	0	0	0	0	0	0	0	0	0	0	0	0	0
(d)	Overseas Depositories (holding DRs) (balancing Figures)		0	0	0	0	0	0	0	0	0	0	0	0	0	0	0	0	0
(e)	Any other		668	8686840	0	0	8686840	2.72	8686840	0	8686840	2.72	0	0	0	0	0	0	8628590
	Body Corporates		128	741419	0	0	741419	0.23	741419	0	741419	0.23	0	0.23	0	0	0	0	741419
	Clearing Members		1245	2344171	0	0	2344171	0.73	2344171	0	2344171	0.73	0	0.73	0	0	0	0	2292421
	Non Residents		5	4401	0	0	4401	0	4401	0	4401	0	0	0	0	0	0	0	4401
	Trusts		0	0	0	0	0	0	0	0	0	0	0	0	0	0	0	0	0
	Foreign Company		1	392118	0	0	392118	0.12	392118	0	392118	0.12	0	0.12	0	0	0	0	392118
	IEPF Account		1	392118	0	0	392118	0.12	392118	0	392118	0.12	0	0.12	0	0	0	0	392118
	<b>Sub-Total (B)(3)</b>		<b>111148</b>	<b>76024230</b>	<b>0</b>	<b>0</b>	<b>76024230</b>	<b>23.78</b>	<b>76024230</b>	<b>0</b>	<b>76024230</b>	<b>23.78</b>	<b>0</b>	<b>23.78</b>	<b>0</b>	<b>0</b>	<b>0</b>	<b>0</b>	<b>75113980</b>
	<b>Total Public Shareholding (B)=(B)(1)+(B)(2)+(B)(3)</b>		<b>111246</b>	<b>116137988</b>	<b>0</b>	<b>0</b>	<b>116137988</b>	<b>36.32</b>	<b>116137988</b>	<b>0</b>	<b>116137988</b>	<b>36.32</b>	<b>0</b>	<b>36.32</b>	<b>0</b>	<b>0</b>	<b>0</b>	<b>0</b>	<b>115218238</b>

**JINDAL SAW LIMITED As on 11/03/2022 - Pre Amalgamation**

**Table - IV Statement showing shareholding pattern of the Non- Promoter - Non Public Shareholder**


Category and name of the shareholders (I)	No. of Shareholders (III)	No. of fully paid up equity shares held (iv)	No. of Partly paid up equity shares held (v)	No. of Shares underlying Depository Receipts (vi)	Total nos. shares held (VII)=(IV)+(V)+(VI)	Shareholding % calculated as per SCRR,1957 As a % of (A+B+C2) (VIII)	Number of Voting Rights held in each class of securities (IX)			No. of Shares Underlying Outstanding convertible securities (Including warrants) (X)	Shareholding as a % assuming full conversion of convertible securities (as a percentage of diluted share capital)	Number of locked in Shares (XII)		Number of Shares pledged or otherwise encumbered (XIII)		Number of Equity shares held in dematerialised form (XIV)	
							No. of Voting Rights		Total as a % of (A+B+C)			No. (a)	As a % of total shares held (b)	No. (a)	As a % of total shares held (b)		
							Class X	Class Y									Total
(1) Custodian/DR holder																	
(a) Name of Dr Holder (if available)	0	0	0	0	0	0	0	0	0	0	0	0	0	0	0	0	
(2) Employee Benefit Trust (under SEBI (share based Employee Benefit) Regulations, 2014)																	
(i) Jindal Saw Employee Welfare Trust	1	2100328	0	0	2100328	0.66	2100328	0	2100328	0.66	0	0.66	0	0	0	0	2100328
<b>Total Non- Promoter- Non Public Shareholding C= c(1)+c(2)</b>	<b>1</b>	<b>2100328</b>	<b>0</b>	<b>0</b>	<b>2100328</b>	<b>0.66</b>	<b>2100328</b>	<b>0</b>	<b>2100328</b>	<b>0.66</b>	<b>0</b>	<b>0.66</b>	<b>0</b>	<b>0</b>	<b>0</b>	<b>0</b>	<b>2100328</b>



JINDAL SAW LIMITED As on 11/03/2022 - Pre Amalgamation

Table V- Statement showing details of significant beneficial owners (SBOs)

Sr. No	Details of the SBO (I)		Details of the registered owner (II)		Details of holding/ exercise of right of the SBO in the reporting company, whether direct or indirect*: (III)		Date of creation / acquisition of significant beneficial interest# (IV)
	Name	Nationality	Name	Nationality	Whether by virtue of:		
					Shares	%	
					Voting rights	%	
					Rights on distributable dividend or any other distribution	%	
					Exercise of control		
					Exercise of significant influence		
1	PRITHAVI RAJ JINDAL	INDIAN	SIDDESHWARI TRADEX PRIVATE LIMITED	INDIAN	SHARES	4.44	31-Dec-15
		INDIAN	P R JINDAL HUF	INDIAN	SHARES	0.01	10-Sep-86
		INDIAN	FOUR SEASONS INVESTMENTS LIMITED	MAURITIUS	SHARES	13.61	25-Mar-15
		INDIAN	SIGMA TECH INC	BRITISH VIRGIN ISLANDS	SHARES	9.42	10-Sep-86
		INDIAN	ESTRELA INVESTMENT COMPANY LIMITED	MAURITIUS	SHARES	0.59	27-Jan-98
		INDIAN	MENDEZA HOLDINGS LIMITED	MAURITIUS	SHARES	0.57	27-Jan-98
		INDIAN	NACHO INVESTMENTS LIMITED	MAURITIUS	SHARES	0.57	27-Jan-98



JINDAL SAW LIMITED As on 11/03/2022 - Pre Amalgamation

Annexure to Table - II Statement showing shareholding pattern of the Promoter & Promoter Group


Sno	Category and name of the shareholders (I)	Entity type i.e. Promoter or Promoter group entity(except promoter)	No. of shareholders	No. of fully paid up equity shares held (iv)	No. of Partly paid up equity shares held (v)	No. of Shares underlying Depository Receipts (vi)	Total nos. shares held (VII)=(IV)+(V)+(VI)	Shareholding as a % of total no. of shares (calculated as per SCRR,1957) (VIII) As a % of (A+B+C2)	Number of Voting Rights held in each class of securities (IX)			No. of Shares Underlying Outstanding convertible securities (including warrants) (X)	Shareholding as a % assuming full conversion of convertible securities (as a percentage of diluted share capital)	Number of locked in Shares (XII)		Number of Shares pledged or otherwise encumbered (XIII)		Number of Equity shares held in dematerialised form (XIV)	
									No. of Voting Rights					Total as a % of (A+B+C)	No. (a)	As a % of total shares held (b)	No. (a)		As a % of total shares held (b)
									Class: X	Class: Y	Total								
1(a)	INDIVIDUALS/HINDU UNDIVIDED FAMILY																		
1	ARTI JINDAL	Promoter Group	1	4060000	0	0	4060000	1.27	4060000	0	4060000	1.27	0	0	0	0	0	4060000	
2	ABHYUDAY JINDAL	Promoter Group	1	3503500	0	0	3503500	1.1	3503500	0	3503500	1.1	0	0	0	0	0	3503500	
3	DEEPIKA JINDAL	Promoter Group	1	1574500	0	0	1574500	0.49	1574500	0	1574500	0.49	0	0	0	0	0	1574500	
4	INDRESH BATRA	Promoter Group	1	750000	0	0	750000	0.23	750000	0	750000	0.23	0	0	0	0	0	750000	
5	NAVEEN JINDAL	Promoter Group	1	218700	0	0	218700	0.07	218700	0	218700	0.07	0	0	0	0	0	218700	
6	SAVITRI DEVI JINDAL	Promoter Group	1	103800	0	0	103800	0.03	103800	0	103800	0.03	0	0	0	0	0	103800	
7	R K JINDAL & SONS HUF .	Promoter Group	1	81600	0	0	81600	0.03	81600	0	81600	0.03	0	0	0	0	0	81600	
8	SHRADHA JATIA	Promoter Group	1	75250	0	0	75250	0.02	75250	0	75250	0.02	0	0	0	0	0	75250	
9	URVI JINDAL	Promoter Group	1	30000	0	0	30000	0.01	30000	0	30000	0.01	0	0	0	0	0	30000	
10	S K JINDAL AND SONS HUF .	Promoter Group	1	21600	0	0	21600	0.01	21600	0	21600	0.01	0	0	0	0	0	21600	
11	P R JINDAL HUF .	Promoter Group	1	21600	0	0	21600	0.01	21600	0	21600	0.01	0	0	0	0	0	21600	
12	TRIPTI JINDAL	Promoter Group	1	47750	0	0	47750	0.01	47750	0	47750	0.01	0	0	0	0	0	47750	
13	SMINU JINDAL	Promoter Group	1	47750	0	0	47750	0.01	47750	0	47750	0.01	0	0	0	0	0	47750	
14	NAVEEN JINDAL HUF	Promoter Group	1	6600	0	0	6600	0	6600	0	6600	0	0	0	0	0	0	6600	
15	PARTH JINDAL	Promoter Group	1	100	0	0	100	0	100	0	100	0	0	0	0	0	0	100	
16	TANVI SHETE	Promoter Group	1	100	0	0	100	0	100	0	100	0	0	0	0	0	0	100	
17	TARINI JINDAL HANDA	Promoter Group	1	100	0	0	100	0	100	0	100	0	0	0	0	0	0	100	
18	SANGITA JINDAL	Promoter Group	1	100	0	0	100	0	100	0	100	0	0	0	0	0	0	100	
19	SAJJAN JINDAL	Promoter Group	1	100	0	0	100	0	100	0	100	0	0	0	0	0	0	100	
20	SAJJAN JINDAL AS TRUSTEE OF SAJJAN JINDAL FAMILY TRUST	Promoter Group	1	100	0	0	100	0	100	0	100	0	0	0	0	0	0	100	
21	SAJJAN JINDAL AS TRUSTEE OF SAJJAN JINDAL LINEAGE TRUST	Promoter Group	1	100	0	0	100	0	100	0	100	0	0	0	0	0	0	100	
22	SAJJAN JINDAL AS TRUSTEE OF SANGITA JINDAL FAMILY TRUST	Promoter Group	1	100	0	0	100	0	100	0	100	0	0	0	0	0	0	100	
23	SAJJAN JINDAL AS TRUSTEE OF TARINI JINDAL FAMILY TRUST	Promoter Group	1	100	0	0	100	0	100	0	100	0	0	0	0	0	0	100	
24	SAJJAN JINDAL AS TRUSTEE OF TANVI JINDAL FAMILY TRUST	Promoter Group	1	100	0	0	100	0	100	0	100	0	0	0	0	0	0	100	
25	SAJJAN JINDAL AS TRUSTEE OF PARTH JINDAL FAMILY TRUST	Promoter Group	1	100	0	0	100	0	100	0	100	0	0	0	0	0	0	100	
	ANY OTHER - GROUP COMPANIES																		
1	NALWA SONS INVESTMENTS LIMITED	Promoter Group	1	53550000	0	0	53550000	16.75	53550000	0	53550000	16.75	0	0	0	0	0	53525000	
2	SIDDHESHWARI TRADEX PRIVATE LIMITED	Promoter Group	1	37349255	0	0	37349255	11.68	37349255	0	37349255	11.68	0	0	0	0	0	37349255	
3	OPJ TRADING PRIVATE LIMITED	Promoter Group	1	7774332	0	0	7774332	2.43	7774332	0	7774332	2.43	0	2.43	0	7700000	99.04	7774332	
4	DIVINO MULTIVENTURES PRIVATE LIMITED	Promoter Group	1	5345350	0	0	5345350	1.67	5345350	0	5345350	1.67	0	1.67	0	0	0	5345350	
5	VIRTUOUS TRADECORP PRIVATE LIMITED	Promoter Group	1	2916568	0	0	2916568	0.91	2916568	0	2916568	0.91	0	0.91	0	0	0	2916568	
6	ISL LIMITED	Promoter Group	1	2071000	0	0	2071000	0.65	2071000	0	2071000	0.65	0	0.65	0	0	0	2071000	
7	MEREDITH TRADERS PVT LTD	Promoter Group	1	432000	0	0	432000	0.14	432000	0	432000	0.14	0	0.14	0	0	0	0	
8	GAGAN TRADING CO LTD	Promoter Group	1	210000	0	0	210000	0.07	210000	0	210000	0.07	0	0.07	0	0	0	0	
9	SYSTRAN MULTIVENTURES PRIVATE LIMITED	Promoter Group	1	204600	0	0	204600	0.06	204600	0	204600	0.06	0	0.06	0	0	0	204600	
10	SAHYOG HOLDINGS PRIVATE LIMITED	Promoter Group	1	100	0	0	100	0	100	0	100	0	0	0	0	0	0	100	
11	VINAMRA CONSULTANCY PVT LTD	Promoter Group	1	100	0	0	100	0	100	0	100	0	0	0	0	0	0	100	
	INDIVIDUAL (NON RESIDENT)- FOREIGN																		
1	RATAN JINDAL	Promoter Group	1	76200	0	0	76200	0.02	76200	0	76200	0.02	0	0.02	0	0	0	76200	
2	PRITHAVI RAJ JINDAL	Promoter	1	450	0	0	450	0	450	0	450	0	0	0	0	0	0	450	
	ANY OTHER - BODY CORPORATE																		
1	FOUR SEASONS INVESTMENTS LIMITED	Promoter Group	1	43530596	0	0	43530596	13.61	43530596	0	43530596	13.61	0	13.61	0	0	0	43530596	
2	SIGMA TECH INC	Promoter Group	1	30120000	0	0	30120000	9.42	30120000	0	30120000	9.42	0	9.42	0	0	0	30120000	
3	ESTRELA INVESTMENT COMPANY LIMITED	Promoter Group	1	1877500	0	0	1877500	0.59	1877500	0	1877500	0.59	0	0.59	0	0	0	1877500	
4	TEMPLAR INVESTMENTS LIMITED	Promoter Group	1	1856500	0	0	1856500	0.58	1856500	0	1856500	0.58	0	0.58	0	0	0	1856500	
5	MENDEZA HOLDINGS LIMITED	Promoter Group	1	1832500	0	0	1832500	0.57	1832500	0	1832500	0.57	0	0.57	0	0	0	1832500	
6	NACHO INVESTMENTS LIMITED	Promoter Group	1	1825000	0	0	1825000	0.57	1825000	0	1825000	0.57	0	0.57	0	0	0	1825000	
	<b>Total Promoter &amp; Promoter Group</b>		<b>44</b>	<b>201515801</b>	<b>0</b>	<b>0</b>	<b>201515801</b>	<b>63.02</b>	<b>201515801</b>	<b>0</b>	<b>201515801</b>	<b>63.02</b>	<b>0</b>	<b>63.02</b>	<b>0</b>	<b>7700000</b>	<b>3.82</b>	<b>198848801</b>	



JINDAL SAW LIMITED As on 11/03/2022 - Pre Amalgamation

Annexure to Table - III Statement showing shareholding pattern of the Public Shareholder holding more than 1% of total number of shares

S No.	Category and name of the shareholders (I)	No. of Shareholders (III)	No. of fully paid up equity shares held (iv)	No. of Partly paid up equity shares held (v)	No. of Shares underlying Deposit or Receipts (vi)	Total nos. shares held (VII)=(IV)+(V)+(VI)	Shareholding as a % of total no. of shares (calculated as per SCRR, 1957) (VIII) As a % of (A+B+C2)	Number of Voting Rights held in each class of securities (IX)			No. of Shares Underlying Outstanding convertible securities (Including warrants) (X)	Shareholding as a % assuming full conversion of convertible securities (as a percentage of diluted share capital)	Number of locked in Shares (XII)		Number of Shares pledged or otherwise encumbered (XIII)		Number of Equity shares held in dematerialised form (XIV)	
								No. of Voting Rights					Total as a % of (A+B+C)	No. (a)	As a % of total shares held (b)	No. (a)		As a % of total shares held (b)
								Class eg: X	Class eg: Y	Total								
B(1)	(e) FOREIGN PORTFOLIO INVESTORS																	
1	CRESTA FUND LTD		11367245	0	0	11367245	3.55	11367245	0	11367245	3.55	0	3.55	0	0	0	0	11367245
	<b>Totals</b>		<b>11367245</b>	<b>0</b>	<b>0</b>	<b>11367245</b>	<b>3.55</b>	<b>11367245</b>	<b>0</b>	<b>11367245</b>	<b>3.55</b>	<b>0</b>	<b>3.55</b>	<b>0</b>	<b>0</b>	<b>0</b>	<b>0</b>	<b>11367245</b>



## Shareholding Pattern - Post Amalgamation

1. Name of Listed entity : JINDAL SAW LIMITED

2. Scrip Code/Name of Scrip/Class of Security : 500378/JINDALSAW

3. Share Holding Pattern Filed under :Reg. 31(1)(b) for the period ended 11th March, 2022

4. Declaration: The Listed entity is required to submit the following declaration to the extent of submission of information :-

S. No.	Particulars	Yes*	No*
1	Whether the listed entity has issued any partly paid shares ?		No
2	Whether the listed entity has issued any Convertible Securities or Warrants ?		No
3	Whether the listed entity has any shares against which depository receipts are issued ?		No
4	Whether the listed entity has any shares locked-in?		No
5	Whether any shares held by promoters are pledge or otherwise encumbered ?	Yes	


\* If the Listed entity selects the option 'No' for the questions above, the columns for the partly paid shares, Outstanding Convertible Securities/Warrants, Depository receipts, locked-in shares, No. of shares pledged or otherwise encumbered by promoters, as applicable, shall not be displayed at the time of dissemination on the Stock Exchange website. Also wherever there is 'No' declared by Listed Entity in above table the values will be considered as 'Zero' by default on submission of the format of holding of specified securities.



JINDAL SAW LIMITED As on 11/03/2022 - Post Amalgamation

Table - I Summary Statement holding of specified securities


Category (I)	Category of shareholder (II)	No. of Shareholders	No. of fully paid up equity shares held (iv)	No. of Partly paid up equity shares held (v)	No. of Shares underlying Depository Receipts (vi)	Total nos. shares held (VII)=(IV)+(V)+(VI)	Shareholding as a % of total no. of shares (calculated as per SCRR,1957) (VIII) As a % of (A+B+C2)	Number of Voting Rights held in each class of securities (IX)			No. of Shares Underlying Outstanding convertible securities (Including warrants) (X)	Shareholding as a % assuming full conversion of convertible securities (as a percentage of diluted)	Number of locked in Shares (XII)		Number of Shares pledged or otherwise encumbered (XIII)		Number of Equity shares held in dematerialised form (XIV)	
								No. of Voting Rights					Total as a % of (A+B+C)	No. (a)	As a % of total shares held (b)	No. (a)		As a % of total shares held (b)
								Class X	Class Y	Total								
(A)	Promoter & Promoter Group	44	201515801	0	0	201515801	63.02	201515801	0	201515801	63.02	0	63.02	0	0	6447000	3.2	198848801
(B)	Public	111246	116137988	0	0	116137988	36.32	116137988	0	116137988	36.32	0	36.32	0	0	0	0	115218238
(C)	Non Promoter - Non Public	1	2100328	0	0	2100328	0.66	2100328	0	2100328	0.66	0	0.66	0	0	0	0	2100328
(C1)	Shares underlying DRs	0	0	0	0	0	0	0	0	0	0	0	0	0	0	0	0	0
(C2)	Shares held by Employee Trusts	1	2100328	0	0	2100328	0.66	2100328	0	2100328	0.66	0	0.66	0	0	0	0	2100328
	<b>Total</b>	<b>111291</b>	<b>319754117</b>	<b>0</b>	<b>0</b>	<b>319754117</b>	<b>100</b>	<b>319754117</b>	<b>0</b>	<b>319754117</b>	<b>100</b>	<b>0</b>	<b>100</b>	<b>0</b>	<b>0</b>	<b>6447000</b>	<b>2.02</b>	<b>316167367</b>



JINDAL SAW LIMITED As on 11/03/2022 - Post Amalgamation

Table - II Statement showing shareholding pattern of the Promoter & Promoter Group

Category and name of the shareholders (I)	Entity type i.e. Promoter or Promoter group entity(except promoter)	PAN (II)	No. of Shareholders (III)	No. of fully paid up equity shares held (iv)	No. of Partly paid up equity shares held (v)	No. of Shares underlying Depository Receipts (vi)	Total nos. shares held (VII)=(IV)+(V)+(VI)	Shareholding % calculated as per SCRR,1957 As a % of (A+B+C2) (VIII)	Number of Voting Rights held in each class of securities (IX)			No. of Shares Underlying Outstanding convertible securities (Including warrants) (X)	Shareholding as a % assuming full conversion of convertible securities (as a percentage of diluted share capital)	Number of locked in Shares (XII)		Number of Shares pledged or otherwise encumbered (XIII)		Number of Equity shares held in dematerialized form (XIV)	
									No. of Voting Rights		Total as a % of (A+B+C)			No. (a)	As a % of total shares held (b)	No. (a)	As a % of total shares held (b)		
									Class X	Class Y									Total
<b>(1) Indian</b>																			
(a) Individuals/Hindu undivided Family			25	10543750	0	0	10543750	3.30	10543750	0	10543750	3.30	0	3.30	0	0	0	0	10543750
(b) Central Government/State Government(s)			0	0	0	0	0	0	0	0	0	0	0	0	0	0	0	0	0
(c) Financial Institutions/Banks			0	0	0	0	0	0	0	0	0	0	0	0	0	0	0	0	0
(d) Any other - Group Companies			11	109853305	0	0	109853305	34.36	109853305	0	109853305	34.36	0	34.36	0	0	6447000	5.87	107186305
<b>Sub-Total (A) (1)</b>			<b>36</b>	<b>120397055</b>	<b>0</b>	<b>0</b>	<b>120397055</b>	<b>37.65</b>	<b>120397055</b>	<b>0</b>	<b>120397055</b>	<b>37.65</b>	<b>0</b>	<b>37.65</b>	<b>0</b>	<b>0</b>	<b>6447000</b>	<b>5.35</b>	<b>117730055</b>
<b>(2) Foreign</b>																			
(a) Individuals/(Non-Resident Individuals/Foreign Individuals)			2	76650	0	0	76650	0.02	76650	0	76650	0.02	0	0.02	0	0	0	0	76650
(b) Government			0	0	0	0	0	0	0	0	0	0	0	0	0	0	0	0	0
(c) Institutions			0	0	0	0	0	0	0	0	0	0	0	0	0	0	0	0	0
(d) Foreign Portfolio Investor			0	0	0	0	0	0	0	0	0	0	0	0	0	0	0	0	0
(e) Any Other - Body Corporates			6	81042096	0	0	81042096	25.35	81042096	0	81042096	25.35	0	25.35	0	0	0	0	81042096
<b>Sub-Total (A) (2)</b>			<b>8</b>	<b>81118746</b>	<b>0</b>	<b>0</b>	<b>81118746</b>	<b>25.37</b>	<b>81118746</b>	<b>0</b>	<b>81118746</b>	<b>25.37</b>	<b>0</b>	<b>25.37</b>	<b>0</b>	<b>0</b>	<b>0</b>	<b>0</b>	<b>81118746</b>
<b>Total Shareholding of Promoter &amp; Promoter Group (A)=(A)(1)+(A)(2)</b>			<b>44</b>	<b>201515801</b>	<b>0</b>	<b>0</b>	<b>201515801</b>	<b>63.02</b>	<b>201515801</b>	<b>0</b>	<b>201515801</b>	<b>63.02</b>	<b>0</b>	<b>63.02</b>	<b>0</b>	<b>0</b>	<b>6447000</b>	<b>3.2</b>	<b>198848801</b>



JINDAL SAW LIMITED As on 11/03/2022 - Post Amalgamation

Table - III Statement showing shareholding pattern of the Public Shareholder


	Category and name of the shareholders (I)	PAN (II)	No. of Shareholders (III)	No. of fully paid up equity shares held (iv)	No. of Partly paid up equity shares held (v)	No. of Shares underlying Depository Receipts (vi)	Total nos. shares held (VII)=(IV)+(V)+(VI)	Shareholding % calculated as per SCRR,1957 As a % of (A+B+C2) (VIII)	Number of Voting Rights held in each class of securities (IX)			No. of Shares Underlying Outstanding convertible securities (Including	Shareholding as a % assuming full conversion of convertible securities (as a percentage of diluted share capital	Number of locked in Shares (XII)		Number of Shares pledged or otherwise encumbered (XIII)		Number of Equity shares held in dematerialised form (XIV)
									No. of Voting Rights		Total as a % of (A+B+C)			No. (a)	As a % of total shares held (b)	No. (a)	As a % of total shares held (b)	
									Class X	Class Y								
(1)	<b>Institutions</b>																	
(a)	Mutual Funds		8	96370	0	0	96370	0.03	96370	0	96370	0.03	0	0	0	0	0	89870
(b)	Venture Capital Funds		0	0	0	0	0	0	0	0	0	0	0	0	0	0	0	0
(c)	Alternate Investment Funds		3	1335283	0	0	1335283	0.42	1335283	0	1335283	0.42	0	0	0	0	0	1335283
(d)	Foreign Venture Capital Investors		0	0	0	0	0	0	0	0	0	0	0	0	0	0	0	0
(e)	Foreign Portfolio Investors		80	37295057	0	0	37295057	11.66	37295057	0	37295057	11.66	0	0	0	0	0	37295057
(f)	Financial Institutions/Banks		4	21530	0	0	21530	0.01	21530	0	21530	0.01	0	0	0	0	0	20530
(g)	Insurance Companies		2	1363518	0	0	1363518	0.43	1363518	0	1363518	0.43	0	0	0	0	0	1363518
(h)	Provident Funds/Pension Funds		0	0	0	0	0	0	0	0	0	0	0	0	0	0	0	0
(i)	Any other																	
	Foreign Financial Institutions		0	0	0	0	0	0	0	0	0	0	0	0	0	0	0	0
	Foreign Institutional Investors		1	2000	0	0	2000	0	2000	0	2000	0	0	0	0	0	0	0
	<b>Sub-Total (B)(1)</b>		<b>98</b>	<b>40113758</b>	<b>0</b>	<b>0</b>	<b>40113758</b>	<b>12.55</b>	<b>40113758</b>	<b>0</b>	<b>40113758</b>	<b>12.55</b>	<b>0</b>	<b>0</b>	<b>0</b>	<b>0</b>	<b>0</b>	<b>40104258</b>
(2)	Central Government/State Government(s)/ President of India		0	0	0	0	0	0	0	0	0	0	0	0	0	0	0	0
	<b>Sub-Total (B)(2)</b>		<b>0</b>	<b>0</b>	<b>0</b>	<b>0</b>	<b>0</b>	<b>0</b>	<b>0</b>	<b>0</b>	<b>0</b>	<b>0</b>	<b>0</b>	<b>0</b>	<b>0</b>	<b>0</b>	<b>0</b>	<b>0</b>
(3)	<b>Non-Institutions</b>																	
(a)	<b>Individuals</b>																	
	i. Individual shareholders holding nominal share capital up to Rs. 2 lakhs.		109062	56204937	0	0	56204937	17.58	56204937	0	56204937	17.58	0	0	0	0	0	55404687
	ii. Individual shareholders holding nominal share capital in excess of Rs. 2 lakhs.		35	7614344	0	0	7614344	2.38	7614344	0	7614344	2.38	0	0	0	0	0	7614344
(b)	NBFCs registered with RBI		4	36000	0	0	36000	0.01	36000	0	36000	0.01	0	0	0	0	0	36000
(c)	Employee Trusts		0	0	0	0	0	0	0	0	0	0	0	0	0	0	0	0
(d)	Overseas Depositories (holding DRs) (balancing Figures)		0	0	0	0	0	0	0	0	0	0	0	0	0	0	0	0
(e)	Any other																	
	Body Corporates		668	8686840	0	0	8686840	2.72	8686840	0	8686840	2.72	0	0	0	0	0	8628590
	Clearing Members		128	741419	0	0	741419	0.23	741419	0	741419	0.23	0	0	0	0	0	741419
	Non Residents		1245	2344171	0	0	2344171	0.73	2344171	0	2344171	0.73	0	0	0	0	0	2292421
	Trusts		5	4401	0	0	4401	0	4401	0	4401	0	0	0	0	0	0	4401
	Foreign Company		0	0	0	0	0	0	0	0	0	0	0	0	0	0	0	0
	IEPF/Account		1	392118	0	0	392118	0.12	392118	0	392118	0.12	0	0	0	0	0	392118
	<b>Sub-Total (B)(3)</b>		<b>111148</b>	<b>76024230</b>	<b>0</b>	<b>0</b>	<b>76024230</b>	<b>23.78</b>	<b>76024230</b>	<b>0</b>	<b>76024230</b>	<b>23.78</b>	<b>0</b>	<b>0</b>	<b>0</b>	<b>0</b>	<b>0</b>	<b>75113980</b>
	<b>Total Public Shareholding (B)=(B)(1)+(B)(2)+(B)(3)</b>		<b>111246</b>	<b>116137988</b>	<b>0</b>	<b>0</b>	<b>116137988</b>	<b>36.32</b>	<b>116137988</b>	<b>0</b>	<b>116137988</b>	<b>36.32</b>	<b>0</b>	<b>0</b>	<b>0</b>	<b>0</b>	<b>0</b>	<b>115218238</b>

NEW DELHI

**JINDAL SAW LIMITED As on 11/03/2022 - Post Amalgamation**

**Table - IV Statement showing shareholding pattern of the Non- Promoter - Non Public Shareholder**


Category and name of the shareholders (I)	No. of Shareholders (III)	No. of fully paid up equity shares held (iv)	No. of Partly paid up equity shares held (v)	No. of Shares underlying Depository Receipts (vi)	Total nos. shares held (VII)=(IV)+(V)+(VI)	Shareholding % calculated as per SCRR,1957 As a % of (A+B+C2) (VIII)	Number of Voting Rights held in each class of securities (IX)			No. of Shares Underlying Outstanding convertible securities (Including warrants) (X)	Shareholding as a % assuming full conversion of convertible securities (as a percentage of diluted share capital)	Number of locked in Shares (XII)		Number of Shares pledged or otherwise encumbered (XIII)		Number of Equity shares held in dematerialised form (XIV)	
							No. of Voting Rights		Total as a % of (A+B+C)			No. (a)	As a % of total shares held (b)	No. (a)	As a % of total shares held (b)		
							Class X	Class Y									Total
(1) Custodian/DR holder																	
(a) Name of Dr Holder (if available)	0	0	0	0	0	0	0	0	0	0	0	0	0	0	0	0	
(2) Employee Benefit Trust (under SEBI (share based Employee Benefit) Regulations, 2014)																	
(i) Jindal Saw Employee Welfare Trust	1	2100328	0	0	2100328	0.66	2100328	0	2100328	0.66	0	0.66	0	0	0	0	2100328
<b>Total Non- Promoter- Non Public Shareholding C=c(1)+c(2)</b>	<b>1</b>	<b>2100328</b>	<b>0</b>	<b>0</b>	<b>2100328</b>	<b>0.66</b>	<b>2100328</b>	<b>0</b>	<b>2100328</b>	<b>0.66</b>	<b>0</b>	<b>0.66</b>	<b>0</b>	<b>0</b>	<b>0</b>	<b>0</b>	<b>2100328</b>



JINDAL SAW LIMITED As on 11/03/2022 - Post Amalgamation

Table V- Statement showing details of significant beneficial owners (SBOs)

Sr. No	Details of the SBO (I)		Details of the registered owner (II)		Details of holding/ exercise of right of the SBO in the reporting company, whether direct or indirect*: (III)		Date of creation / acquisition of significant beneficial interest# (IV)
	Name	Nationality	Name	Nationality	Whether by virtue of:		
1	PRITHAVI RAJ JINDAL	INDIAN	SIDDESHWARI TRADEX PRIVATE LIMITED	INDIAN	Shares	4.44	31-Dec-15
		INDIAN	P R JINDAL HUF	INDIAN	Shares	0.01	10-Sep-86
		INDIAN	FOUR SEASONS INVESTMENTS LIMITED	MAURITIUS	Shares	13.61	25-Mar-15
		INDIAN	SIGMA TECH INC	BRITISH VIRGIN ISLANDS	Shares	9.42	10-Sep-86
		INDIAN	ESTRELA INVESTMENT COMPANY LIMITED	MAURITIUS	Shares	0.59	27-Jan-98
		INDIAN	MENDEZA HOLDINGS LIMITED	MAURITIUS	Shares	0.57	27-Jan-98
		INDIAN	NACHO INVESTMENTS LIMITED	MAURITIUS	Shares	0.57	27-Jan-98



JINDAL SAW LIMITED As on 11/03/2022 - Post Amalgamation

Annexure to Table - II Statement showing shareholding pattern of the Promoter & Promoter Group

Sno	Category and name of the shareholders (I)	Entity type i.e. Promoter or Promoter group entity(except promoter)	No. of shareholders	No. of fully paid up equity shares held (iv)	No. of Partly paid up equity shares held (v)	No. of Shares underlying Depository Receipts (vi)	Total nos. shares held (VII)=(V)+(VI)	Shareholding as a % of total no. of shares (calculated as per SCRR,1957) (VIII) As a % of (A+B+C2)	Number of Voting Rights held in each class of securities (IX)			No. of Shares Underlying Outstanding convertible securities (including warrants) (X)	Shareholding as a % assuming full conversion of convertible securities (as a percentage of diluted share capital)	Number of locked in Shares (XII)		Number of Shares pledged or otherwise encumbered (XIII)		Number of Equity shares held in dematerialised form (XIV)	
									No. of Voting Rights					Total as a % of (A+B+C)	No. (a)	As a % of total shares held (b)	No. (a)		As a % of total shares held (b)
									Class: X	Class: Y	Total								
<b>1(a) INDIVIDUALS/HINDU UNDIVIDED FAMILY</b>																			
1	ARTI JINDAL	Promoter Group	1	4060000	0	0	4060000	1.27	4060000	0	4060000	1.27	0	0	0	0	0	0	4060000
2	ABHYUDAY JINDAL	Promoter Group	1	3503500	0	0	3503500	1.1	3503500	0	3503500	1.1	0	0	0	0	0	0	3503500
3	DEEPIKA JINDAL	Promoter Group	1	1574500	0	0	1574500	0.49	1574500	0	1574500	0.49	0	0	0	0	0	0	1574500
4	INDRESH BATRA	Promoter Group	1	750000	0	0	750000	0.23	750000	0	750000	0.23	0	0	0	0	0	0	750000
5	NAVEEN JINDAL	Promoter Group	1	218700	0	0	218700	0.07	218700	0	218700	0.07	0	0	0	0	0	0	218700
6	SAVITRI DEVI JINDAL	Promoter Group	1	103800	0	0	103800	0.03	103800	0	103800	0.03	0	0	0	0	0	0	103800
7	R K JINDAL & SONS HUF	Promoter Group	1	81600	0	0	81600	0.03	81600	0	81600	0.03	0	0	0	0	0	0	81600
8	SHRADHA JATIA	Promoter Group	1	75250	0	0	75250	0.02	75250	0	75250	0.02	0	0	0	0	0	0	75250
9	URVI JINDAL	Promoter Group	1	30000	0	0	30000	0.01	30000	0	30000	0.01	0	0	0	0	0	0	30000
10	S K JINDAL AND SONS HUF	Promoter Group	1	21600	0	0	21600	0.01	21600	0	21600	0.01	0	0	0	0	0	0	21600
11	P R JINDAL HUF	Promoter Group	1	21600	0	0	21600	0.01	21600	0	21600	0.01	0	0	0	0	0	0	21600
12	TRIPTI JINDAL	Promoter Group	1	47750	0	0	47750	0.01	47750	0	47750	0.01	0	0	0	0	0	0	47750
13	SMINU JINDAL	Promoter Group	1	47750	0	0	47750	0.01	47750	0	47750	0.01	0	0	0	0	0	0	47750
14	NAVEEN JINDAL HUF	Promoter Group	1	6600	0	0	6600	0	6600	0	6600	0	0	0	0	0	0	0	6600
15	PARTH JINDAL	Promoter Group	1	100	0	0	100	0	100	0	100	0	0	0	0	0	0	0	100
16	TANVI SHETE	Promoter Group	1	100	0	0	100	0	100	0	100	0	0	0	0	0	0	0	100
17	TARINI JINDAL HANDA	Promoter Group	1	100	0	0	100	0	100	0	100	0	0	0	0	0	0	0	100
18	SANGITA JINDAL	Promoter Group	1	100	0	0	100	0	100	0	100	0	0	0	0	0	0	0	100
19	SAJJAN JINDAL	Promoter Group	1	100	0	0	100	0	100	0	100	0	0	0	0	0	0	0	100
20	SAJJAN JINDAL AS TRUSTEE OF SAJJAN JINDAL FAMILY TRUST	Promoter Group	1	100	0	0	100	0	100	0	100	0	0	0	0	0	0	0	100
21	SAJJAN JINDAL AS TRUSTEE OF SAJJAN JINDAL LINEAGE TRUST	Promoter Group	1	100	0	0	100	0	100	0	100	0	0	0	0	0	0	0	100
22	SAJJAN JINDAL AS TRUSTEE OF SANGITA JINDAL FAMILY TRUST	Promoter Group	1	100	0	0	100	0	100	0	100	0	0	0	0	0	0	0	100
23	SAJJAN JINDAL AS TRUSTEE OF TARINI JINDAL FAMILY TRUST	Promoter Group	1	100	0	0	100	0	100	0	100	0	0	0	0	0	0	0	100
24	SAJJAN JINDAL AS TRUSTEE OF TANVI JINDAL FAMILY TRUST	Promoter Group	1	100	0	0	100	0	100	0	100	0	0	0	0	0	0	0	100
25	SAJJAN JINDAL AS TRUSTEE OF PARTH JINDAL FAMILY TRUST	Promoter Group	1	100	0	0	100	0	100	0	100	0	0	0	0	0	0	0	100
<b>ANY OTHER - GROUP COMPANIES</b>																			
1	NALWA SONS INVESTMENTS LIMITED	Promoter Group	1	53550000	0	0	53550000	16.75	53550000	0	53550000	16.75	0	0	0	0	0	0	51525000
2	SIDDESHWARI TRADEX PRIVATE LIMITED	Promoter Group	1	37349255	0	0	37349255	11.68	37349255	0	37349255	11.68	0	0	0	0	0	0	37349255
3	OPJ TRADING PRIVATE LIMITED	Promoter Group	1	7774332	0	0	7774332	2.43	7774332	0	7774332	2.43	0	0	7700000	99.04	0	0	7774332
4	DIVINO MULTIVENTURES PRIVATE LIMITED	Promoter Group	1	5345350	0	0	5345350	1.67	5345350	0	5345350	1.67	0	0	0	0	0	0	5345350
5	VIRTUOUS TRADECORP PRIVATE LIMITED	Promoter Group	1	2916568	0	0	2916568	0.91	2916568	0	2916568	0.91	0	0	0	0	0	0	2916568
6	JSL LIMITED	Promoter Group	1	2071000	0	0	2071000	0.65	2071000	0	2071000	0.65	0	0	0	0	0	0	2071000
7	MEREDITH TRADERS PVT LTD	Promoter Group	1	432000	0	0	432000	0.14	432000	0	432000	0.14	0	0	0	0	0	0	0
8	GAGAN TRADING CO LTD	Promoter Group	1	210000	0	0	210000	0.07	210000	0	210000	0.07	0	0	0	0	0	0	0
9	SYSTRAN MULTIVENTURES PRIVATE LIMITED	Promoter Group	1	204600	0	0	204600	0.06	204600	0	204600	0.06	0	0	0	0	0	0	204600
10	SAHYOG HOLDINGS PRIVATE LIMITED	Promoter Group	1	100	0	0	100	0	100	0	100	0	0	0	0	0	0	0	100
11	VINAMRA CONSULTANCY PVT LTD	Promoter Group	1	100	0	0	100	0	100	0	100	0	0	0	0	0	0	0	100
<b>INDIVIDUAL (NON RESIDENT) - FOREIGN</b>																			
1	RATAN JINDAL	Promoter Group	1	76200	0	0	76200	0.02	76200	0	76200	0.02	0	0	0	0	0	0	76200
2	PRITHAVI RAJ JINDAL	Promoter	1	450	0	0	450	0	450	0	450	0	0	0	0	0	0	0	450
<b>ANY OTHER - BODY CORPORATE</b>																			
1	FOUR SEASONS INVESTMENTS LIMITED	Promoter Group	1	43530596	0	0	43530596	13.61	43530596	0	43530596	13.61	0	0	0	0	0	0	43530596
2	SIGMA TECH INC	Promoter Group	1	30120000	0	0	30120000	9.42	30120000	0	30120000	9.42	0	0	0	0	0	0	30120000
3	ESTRELA INVESTMENT COMPANY LIMITED	Promoter Group	1	1877500	0	0	1877500	0.59	1877500	0	1877500	0.59	0	0	0	0	0	0	1877500
4	TEMPLAR INVESTMENTS LIMITED	Promoter Group	1	1856500	0	0	1856500	0.58	1856500	0	1856500	0.58	0	0	0	0	0	0	1856500
5	MENDEZA HOLDINGS LIMITED	Promoter Group	1	1832500	0	0	1832500	0.57	1832500	0	1832500	0.57	0	0	0	0	0	0	1832500
6	NACHO INVESTMENTS LIMITED	Promoter Group	1	1825000	0	0	1825000	0.57	1825000	0	1825000	0.57	0	0	0	0	0	0	1825000
<b>Total Promoter &amp; Promoter Group</b>			<b>44</b>	<b>201515801</b>	<b>0</b>	<b>0</b>	<b>201515801</b>	<b>63.02</b>	<b>201515801</b>	<b>0</b>	<b>201515801</b>	<b>63.02</b>	<b>0</b>	<b>0</b>	<b>7700000</b>	<b>3.82</b>	<b>0</b>	<b>198848801</b>	



JINDAL SAW LIMITED As on 11/03/2022 - Post Amalgamation

Annexure to Table - III Statement showing shareholding pattern of the Public Shareholder holding more than 1% of total number of shares

S No.	Category and name of the shareholders (I)	No. of Shareholders (III)	No. of fully paid up equity shares held (iv)	No. of Partly paid up equity shares held (v)	No. of Shares underlying Depository Receipts (vi)	Total nos. shares held (VII)=(IV)+(V)+(VI)	Shareholding as a % of total no. of shares (calculated as per SCRR,1957) (VIII) As a % of (A+B+C2)	Number of Voting Rights held in each class of securities (IX)			No. of Shares Underlying Outstanding convertible securities (Including warrants) (X)	Shareholding as a % assuming full conversion of convertible securities (as a percentage of diluted share capital)	Number of locked in Shares (XII)		Number of Shares pledged or otherwise encumbered (XIII)		Number of Equity shares held in dematerialised form (XIV)	
								No. of Voting Rights		Total as a % of (A+B+C)			No. (a)	As a % of total shares held (b)	No. (a)	As a % of total shares held (b)		
								Class eg: X	Class eg:Y									Total
B(1)	(e) FOREIGN PORTFOLIO INVESTORS																	
1	CRESTA FUND LTD		11367245	0	0	11367245	3.55	11367245	0	11367245	3.55	0	3.55	0	0	0	0	11367245
	<b>Totals</b>		<b>11367245</b>	<b>0</b>	<b>0</b>	<b>11367245</b>	<b>3.55</b>	<b>11367245</b>	<b>0</b>	<b>11367245</b>	<b>3.55</b>	<b>0</b>	<b>3.55</b>	<b>0</b>	<b>0</b>	<b>0</b>	<b>0</b>	<b>11367245</b>



Format of Holding of Specified Securities

- 1 Name of the Listed entity: **JINDAL QUALITY TUBULAR LIMITED**  
2 Scrip Code : **Not Applicable**  
Name of Scrip : **Not Applicable**  
Class of Security : **Equity Shares**
- 3 Share Holding Pattern filed under Reg 31(1)(b) for Quarter ended : **Pre Scheme of Arrangement**
- 4 **DECLARATION** : The Listed Entity is required to submit the following declaration to the extent of Submission of information

	Particulars	Yes	No
1	Whether the Listed Entity has issued any partly paid up shares ?		No
2	Whether the Listed Entity has issued any Convertible Securities ?		No
3	Whether the Listed Entity has issued any Warrants ?		No
4	Whether the Listed Entity has any shares against which Depository receipts are issued ?		No
5	Whether the Listed Entity has any shares in locked-in ?		No
6	Whether any shares held by Promoters are pledged or otherwise encumbered ?	Yes	
7	Whether Company has equity shares with differential voting rights		No



Table I - Summary Statement holding of specified securities

Category code (I)	Category and Name of the shareholders (II)	Number of shareholders (III)	No. of fully paid up equity shares held (IV)	Partly paid-up equity shares held (V)	No. of shares underlying Depository Receipts (VI)	Total Nos. shares held (VII) = IV+V+VI)	Shareholding % calculate as per SCRR 1957 As a % of (A+B+C2) (VIII)	No of voting Rights held in each class of securities (IX)				No of shares underlying outstanding convertible Securities (including warrants) (X)	Shareholding as a % assuming full conversion of convertible of diluted share capital) (XI)=[VII]+(X) as a % of A+B+C2	Number of Locked in shares (XII)		Number of shares pledged or otherwise encumbered (XIII)		Number of Shares held in dematerialized form (XIV)
								No of voting Rights			Total as a % of (A+B+C)			No. (a)	As a % of total shares held (b)	No. (a)	As a % of total shares held (b)	
								Class X	Class Y	Total								
(A)	Promoter and Promoter Group	7	95,67,613	0	0	95,67,613	100.00	95,67,613	0	95,67,613	100.00	0	100.00	0	0.00	4879483	51.00	95,67,613
(B)	Public	0	0	0	0	0	0.00	0	0	0	0.00	0	0.00	0	0.00	0	0.00	0
(C)	Non Promoter - Non Public	0	0	0	0	0	0.00	0	0	0	0.00	0	0.00	0	0.00	0	0.00	0
(C1)	Shares underlying DRs	0	0	0	0	0	0.00	0	0	0	0.00	0	0.00	0	0.00	0	0.00	0
(C2)	Shares held by Employee Trusts	0	0	0	0	0	0.00	0	0	0	0.00	0	0.00	0	0.00	0	0.00	0
	<b>Total</b>	<b>7</b>	<b>95,67,613</b>	<b>0</b>	<b>0</b>	<b>95,67,613</b>	<b>100.00</b>	<b>95,67,613</b>	<b>0</b>	<b>95,67,613</b>	<b>100.00</b>	<b>0</b>	<b>100.00</b>	<b>0</b>	<b>0.00</b>	<b>4879483</b>	<b>51.00</b>	<b>95,67,613</b>

*Hena*  


Table II - Statement showing Shareholding Pattern of the Promoter and Promoter Group

Category code	Category and Name of the shareholders (I)	Number of shareholders (III)	No. of fully paid up equity shares held (IV)	Partly paid-up equity held (V)	No. of shares underlying Depository Receipts (VI)	Total Nos. shares held (VII = IV+V+VI)	Shareholding % calculate as per SCRR 1957 As a % of (A+B+C2) (VIII)	No of voting Rights held in each class of securities (IX)				No of shares underlying outstanding convertible (including warrants) (X)	Shareholding as a % assuming full conversion of convertible securities(as a % of diluted share capital) (XI) = as a % of A+B+C2	Number of Locked in shares (XII)		Number of shares pledged or otherwise encumbered (XIII)		Number of Shares held in dematerialized form (XIV) (**)
								No of voting Rights			Total as a % of Total voting rights			No. (a)	As a % of total shares held (b)	No. (a)	As a % of total shares held (b)	
								Class X	Class Y	Total								
<b>1</b>	<b>Indian</b>																	
(a)	Individuals/Hindu Undivided Family	6	3157352	0	0	3157352	33.00	3157352	0	3157352	33.00	0	33.00	0	0.00	0	0.00	3157352
	Shri Neeraj Kumar*	1	10	0	0	10	0.00	10	10	0.00	0	0.00	0	0.00	0	0.00	10	
	Shri Narendra Mantri*	1	10	0	0	10	0.00	10	10	0.00	0	0.00	0	0.00	0	0.00	10	
	Shri Rajeev Goyal*	1	10	0	0	10	0.00	10	10	0.00	0	0.00	0	0.00	0	0.00	10	
	Shri Vijay Kumar Gupta*	1	10	0	0	10	0.00	10	10	0.00	0	0.00	0	0.00	0	0.00	10	
	Shri Tapasvi Bhargava	1	15,65,756	0	0	15,65,756	16.37	15,65,756	15,65,756	16.37	0	16.37	0	0.00	0	0.00	15,65,756	
	Shri Tejasvi Bhargava	1	15,91,556	0	0	15,91,556	16.63	15,91,556	15,91,556	16.63	0	16.63	0	0.00	0	0.00	15,91,556	
(b)	Central Government/State Government(s)	0	0	0	0	-	0.00	-	0	0.00	0	0.00	0	0.00	0	0.00	0	
(c)	Financial Institutions / Banks	0	0	0	0	-	0.00	-	0	0.00	0	0.00	0	0.00	0	0.00	0	
(d)	Any Other (specify)	0	0	0	0	-	0.00	-	0	0.00	0	0.00	0	0.00	0	0.00	0	
	Jindal Saw Limited	1	64,10,261			64,10,261	67.00	64,10,261	64,10,261	67.00	0	67.00	0	0.00	4,87,948	76.12	64,10,261	
	Sub Total (A)(1)	7	95,67,613	0	0	95,67,613	100.00	95,67,613	0	95,67,613	100.00	0	100.00	0	0.00	4,87,948	51.00	95,67,613
<b>2</b>	<b>Foreign</b>																	
(a)	Individuals (Non-Resident Individuals/Foreign Individuals)	0	0	0	0	0	0.00	-	0	0.00	0	0.00	0	0.00	0	0.00	0	
(b)	Government	0	0	0	0	0	0.00	-	0	0.00	0	0.00	0	0.00	0	0.00	0	
(c)	Institutions	0	0	0	0	0	0.00	-	0	0.00	0	0.00	0	0.00	0	0.00	0	
(d)	Foreign Portfolio Investor	0	0	0	0	0	0.00	-	0	0.00	0	0.00	0	0.00	0	0.00	0	
(e)	Any Other (specify)	0	0	0	0	0	0.00	-	0	0.00	0	0.00	0	0.00	0	0.00	0	
	Body Corporate	0	0	0	0	0	0.00	-	0	0.00	0	0.00	0	0.00	0	0.00	0	
	Sub Total (A)(2)	0	0	0	0	0	0.00	-	0	0.00	0	0.00	0	0.00	0	0.00	0	
	Total Shareholding of Promoter and Promoter Group (A)=(A)(1)+(A)(2)	7	95,67,613	0	0	95,67,613	100	95,67,613	0	95,67,613	100.00	0	100.00	0	0.00	4,87,948	51.00	95,67,613

\*Nominee shareholder of Jindal Saw Limited

*Handwritten signature*



Table III - Statement showing Shareholding Pattern of the Public shareholder

Category code	Category and Name of the shareholders (I)	Number of shareholders (III)	No. of fully paid up equity shares held (IV)	Partly paid-up equity held (V)	No. of shares underlying Depository Receipts (VI)	Total Nos. shares held (VII = IV+V+VI)	Shareholding % calculate as per SCRR 1957 As a % of (A+B+C2) (VIII)	No of voting Rights held in each class of securities (IX)				No of shares underlying outstanding convertible (including warrants) (X)	Shareholding as a % assuming full conversion of convertible securities(as a % of diluted share capital) (XI) = as a % of A+B+C2	Number of Locked in shares (XII)		Number of shares pledged or otherwise encumbered (XIII)		Number of Shares held in dematerialized form (XIV)
								No of voting Rights			Total as a % of Total voting rights			No. (a)	As a % of total shares held (b)	No. (a)	As a % of total shares held (b)	
								Class X	Class Y	Total								
<b>1</b>	<b>Institutions</b>																	
(a)	Mutual Funds/UTI	0	0	0	0	0	0.00	0	0	0	0.00	0	0.00	0	0.00	0	0.00	0
(b)	Venture Capital Funds	0	0	0	0	0	0.00	0	0	0	0.00	0	0.00	0	0.00	0	0.00	0
(c)	Alternate Investment Funds	0	0	0	0	0	0.00	0	0	0	0.00	0	0.00	0	0.00	0	0.00	0
(d)	Foreign Venture Capital Investors	0	0	0	0	0	0.00	0	0	0	0.00	0	0.00	0	0.00	0	0.00	0
(e)	Foreign Portfolio Investors/FII	0	0	0	0	0	0.00	0	0	0	0.00	0	0.00	0	0.00	0	0.00	0
(f)	Financial Institutions / Banks	0	0	0	0	0	0.00	0	0	0	0.00	0	0.00	0	0.00	0	0.00	0
(g)	Insurance Companies	0	0	0	0	0	0.00	0	0	0	0.00	0	0.00	0	0.00	0	0.00	0
(h)	Provident Funds / Pension Funds	0	0	0	0	0	0.00	0	0	0	0.00	0	0.00	0	0.00	0	0.00	0
(i)	Any Other (specify)	0	0	0	0	0	0.00	0	0	0	0.00	0	0.00	0	0.00	0	0.00	0
	<b>Sub Total (B)(1)</b>	<b>0</b>	<b>0</b>	<b>0</b>	<b>0</b>	<b>0</b>	<b>0.00</b>	<b>0</b>	<b>0</b>	<b>0</b>	<b>0.00</b>	<b>0</b>	<b>0.00</b>	<b>0</b>	<b>0.00</b>	<b>0</b>	<b>0.00</b>	<b>0</b>
(2)	Central Government/State Government(s)/ President of India	0	0	0	0	0	0.00	0	0	0	0.00	0	0.00	0	0.00	0	0.00	0
	<b>Sub Total (B)(2)</b>	<b>0</b>	<b>0</b>	<b>0</b>	<b>0</b>	<b>0</b>	<b>0.00</b>	<b>0</b>	<b>0</b>	<b>0</b>	<b>0.00</b>	<b>0</b>	<b>0.00</b>	<b>0</b>	<b>0.00</b>	<b>0</b>	<b>0.00</b>	<b>0</b>
<b>3</b>	<b>Non-institutions</b>																	
(a-i)	Individuals - shareholders holding nominal share capital up to Rs 2 Lakh	0	0	0	0	0	0.00	0	0	0	0.00	0	0.00	0	0.00	0	0.00	0
(a-ii)	Individual shareholders holding nominal share capital in excess of Rs. 2 Lakh	0	0	0	0	0	0.00	0	0	0	0.00	0	0.00	0	0.00	0	0.00	0
(b)	NBFCs registered with RBI	0	0	0	0	0	0.00	0	0	0	0.00	0	0.00	0	0.00	0	0.00	0
(c)	Employee Trusts	0	0	0	0	0	0.00	0	0	0	0.00	0	0.00	0	0.00	0	0.00	0
(d)	Overseas Depositories (holding DRs)(balancing figure)	0	0	0	0	0	0.00	0	0	0	0.00	0	0.00	0	0.00	0	0.00	0
(e)	Any Other (specify)	0	0	0	0	0	0.00	0	0	0	0.00	0	0.00	0	0.00	0	0.00	0
(i)	Body Corporate	0	0	0	0	0	0.00	0	0	0	0.00	0	0.00	0	0.00	0	0.00	0
(ii)	NR	0	0	0	0	0	0.00	0	0	0	0.00	0	0.00	0	0.00	0	0.00	0
(iii)	QFI	0	0	0	0	0	0.00	0	0	0	0.00	0	0.00	0	0.00	0	0.00	0
(iv)	Trust	0	0	0	0	0	0.00	0	0	0	0.00	0	0.00	0	0.00	0	0.00	0
(v)	Clearing Member	0	0	0	0	0	0.00	0	0	0	0.00	0	0.00	0	0.00	0	0.00	0
(vi)	CUSTODIAN OF ENEMY PROPERTY	0	0	0	0	0	0.00	0	0	0	0.00	0	0.00	0	0.00	0	0.00	0
(vii)	INVESTOR EDUCATION & PROTECTION FUND	0	0	0	0	0	0.00	0	0	0	0.00	0	0.00	0	0.00	0	0.00	0
(viii)	LLP	0	0	0	0	0	0.00	0	0	0	0.00	0	0.00	0	0.00	0	0.00	0
(ix)	HUF	0	0	0	0	0	0.00	0	0	0	0.00	0	0.00	0	0.00	0	0.00	0
	<b>Sub Total (B)(3)</b>	<b>0</b>	<b>0</b>	<b>0</b>	<b>0</b>	<b>0</b>	<b>0.00</b>	<b>0</b>	<b>0</b>	<b>0</b>	<b>0.00</b>	<b>0</b>	<b>0.00</b>	<b>0</b>	<b>0.00</b>	<b>0</b>	<b>0.00</b>	<b>0</b>
	<b>Total Public Shareholding (B)=(B)(1)+(B)(2)+(B)(3)</b>	<b>0</b>	<b>0</b>	<b>0</b>	<b>0</b>	<b>0</b>	<b>0.00</b>	<b>0</b>	<b>0</b>	<b>0</b>	<b>0.00</b>	<b>0</b>	<b>0.00</b>	<b>0</b>	<b>0.00</b>	<b>0</b>	<b>0.00</b>	<b>0</b>




Table IV - Statement showing Shareholding Pattern of the Non Promoter - Non Public shareholder

Category code	Category and Name of the shareholders  (I)	Number of shareholders (III)	No. of fully paid up equity shares held (IV)	Partly paid-up equity shares held (V)	No. of shares underlying Depository Receipts (VI)	Total Nos. shares held (VII = IV+V+VI)	Shareholding % calculate as per SCRR 1957 As a % of (A+B+C2) (VIII)	No of voting Rights held in each class of securities (IX)			No of shares underlying convertible securities (including warrants) (X)	Shareholding as a % assuming full conversion of convertible securities (as a % of diluted share capital) (XI) = (VII)+(X) as a % of A+B+C2	Number of Locked in shares (XII)		Number of shares pledged or otherwise encumbered (XIII)		Number of Shares held in dematerialized form (XIV)			
								No of voting Rights	Total as a % of Total voting rights	Total			No.	As a % of total shares held (b)	No.	As a % of total shares held (b)				
																		Class	Class	
																		X	Y	
(1)	Custodian/ DR Holder	0	0	0	0	0	0.000	0	0	0	0	0	0.000	0	0.000	0				
(2)	Employee Benefit Trust (under SEBI (Share Based Employee Benefit) Regulations, 2014)	0	0	0	0	0	0.000	0	0	0	0	0	0.000	0	0.000	0				
	<b>Total Non-Promoter-Non Public Shareholding (C) = (C)(1)+(C)(2)</b>	<b>0</b>	<b>0</b>	<b>0</b>	<b>0</b>	<b>0</b>	<b>0.000</b>	<b>0</b>	<b>0</b>	<b>0</b>	<b>0</b>	<b>0</b>	<b>0.000</b>	<b>0</b>	<b>0.000</b>	<b>0</b>				



**Table V- Statement showing details of significant beneficial owners (SBOs)**

Sr. No	Details of the SBO (I)			Details of the registered owner (II)			Details of holding/ exercise of right of the SBO in the reporting company, whether direct or indirect*: (III)		Date of creation / acquisition of significant beneficial interest# (IV)
	Name	PAN/ Passport No. in case of a foreign national	Nationality	Name	PAN / Passport No. in case of a foreign national	Nationality	Whether by virtue of:		
							Shares	%	
							Voting rights	%	
							Rights on distributable dividend or any other distribution	%	
							Exercise of control		
							Exercise of significant influence		
Nil									



Format of Holding of Specified Securities

- 1 Name of the Listed entity: **JINDAL TUBULAR (INDIA) LIMITED**  
2 Scrip Code : **Not Applicable**  
Name of Scrip : **Not Applicable**  
Class of Security : **Equity Shares**
- 3 Share Holding Pattern filed under Reg 31(1)(b) for Quarter ended : **Pre Scheme of Arrangement**
- 4 **DECLARATION** : The Listed Entity is required to submit the following declaration to the extent of Submission of information

	<b>Particulars</b>	<b>Yes</b>	<b>No</b>
1	Whether the Listed Entity has issued any partly paid up shares ?		NO
2	Whether the Listed Entity has issued any Convertible Securities ?		NO
3	Whether the Listed Entity has issued any Warrants ?		NO
4	Whether the Listed Entity has any shares against which Depository receipts are issued ?		NO
5	Whether the Listed Entity has any shares in locked-in ?		NO
6	Whether any shares held by Promoters are pledged or otherwise encumbered ?		NO
7	Whether Company has equity shares with differential voting rights		NO



  


Table I - Summary Statement holding of specified securities

Category code (I)	Category and Name of the shareholders (II)	Number of shareholders (III)	No. of fully paid up equity shares held (IV)	Partly paid-up equity shares held (V)	No. of shares underlying Depository Receipts (VI)	Total Nos. shares held (VII = IV+V+VI)	Shareholding % calculate as per SCRR 1957 As a % of (A+B+C2) (VIII)	No of voting Rights held in each class of securities (IX)			No of shares underlying outstanding convertible Securities (including warrants) (X)	Shareholding as a % assuming full conversion of convertible of diluted share capital) (XI) =(VII)+(X) as a % of A+B+C2	Number of Locked in shares (XII)		Number of shares pledged or otherwise encumbered (XIII)		Number of Shares held in dematerialized form (XIV)	
								No of voting Rights		Total as a % of (A+B+C)			No. (a)	As a % of total shares held (b)	No. (a)	As a % of total shares held (b)		
								Class X	Class Y									Total
(A)	Promoter and Promoter Group	7	70,50,000	0	0	70,50,000	100.00	70,50,000	0	70,50,000	100.00	0	100.00	0	0.00	0	0.00	70,50,000
(B)	Public	0	0	0	0	0	0.00	0	0	0	0.00	0	0.00	0	0.00	0	0.00	0
(C)	Non Promoter - Non Public	0	0	0	0	0	0.00	0	0	0	0.00	0	0.00	0	0.00	0	0.00	0
(C1)	Shares underlying DRs	0	0	0	0	0	0.00	0	0	0	0.00	0	0.00	0	0.00	0	0.00	0
(C2)	Shares held by Employee Trusts	0	0	0	0	0	0.00	0	0	0	0.00	0	0.00	0	0.00	0	0.00	0
	Total	7	70,50,000	0	0	70,50,000	100.00	70,50,000	0	70,50,000	100.00	0	100.00	0	0.00	0	0.00	70,50,000

Table II - Statement showing Shareholding Pattern of the Promoter and Promoter Group

Category code	Category and Name of the shareholders (I)	PAN (II)	Number of shareholde (III)	No. of fully paid up equity shares held (IV)	Partly paid-up equity held (V)	No. of shares underlying Depository Receipts (VI)	Total Nos. shares held (VII = IV+V+VI)	Shareholding % calculate as per SCRR 1957 As a % of (A+B+C2) (VIII)	No of voting Rights held in each class of securities (IX)			No of shares underlying outstanding convertible (including warrants) (X)	Shareholding as a % assuming full conversion of convertible securities(as a % of diluted share capital) (XI) = as a % of A+B+C2	Number of Locked in shares (XII)		Number of shares pledged or otherwise encumbered (XIII)		Number of Shares held in dematerialized form (XIV) (**)	
									No of voting Rights		Total			Total as a % of Total voting rights	No. (a)	As a % of total shares held (b)	No. (a)		As a % of total shares held (b)
									Class X	Class Y									
<b>1</b>	<b>Indian</b>																		
(a)	Individuals/Hindu Undivided Family		6	60	0	0	60	0.00	60	0	60	0.00	0	60.00	0	0.00	0	0.00	60
	Shri Prithavi Raj Jindal*		1	10	0	0	10	0.00	10	0	10	0.00	0	10.00	0	0.00	0	0.00	10
	Ms. Arti Jindal*		1	10	0	0	10	0.00	10	0	10	0.00	0	10.00	0	0.00	0	0.00	10
	Shri Neeraj Kumar*		1	10	0	0	10	0.00	10	0	10	0.00	0	10.00	0	0.00	0	0.00	10
	Shri Ranjit Malik*		1	10	0	0	10	0.00	10	0	10	0.00	0	10.00	0	0.00	0	0.00	10
	Shri Sunil Kumar Jain*		1	10	0	0	10	0.00	10	0	10	0.00	0	10.00	0	0.00	0	0.00	10
	Shri Rajeev Goyal*		1	10	0	0	10	0.00	10	0	10	0.00	0	10.00	0	0.00	0	0.00	10
(b)	Central Government/State Government(s)		0	0	0	0	-	0.00	-	0	0	0.00	0	0.00	0	0.00	0	0.00	0
(c)	Financial Institutions / Banks		0	0	0	0	-	0.00	-	0	0	0.00	0	0.00	0	0.00	0	0.00	0
(d)	Any Other (specify)		0	0	0	0	-	0.00	-	0	0	0.00	0	0.00	0	0.00	0	0.00	7049940
	Jindal Saw Limited		1	70,49,940			70,49,940	100.00	70,49,940	0	7049940	100.00	0	7049940.00	0	0.00	0	0.00	7050000
	Sub Total (A)(1)		7	70,50,000	0	0	70,50,000	100.00	70,50,000	0	7050000	100.00	0	7050000.00	0	0.00	0	0.00	0
<b>2</b>	<b>Foreign</b>																		
(a)	Individuals (Non-Resident Individuals/Foreign Individuals)		0	0	0	0	0	0.00	-	0	0	0.00	0	0.00	0	0.00	0	0.00	0
(b)	Government		0	0	0	0	0	0.00	-	0	0	0.00	0	0.00	0	0.00	0	0.00	0
(c)	Institutions		0	0	0	0	0	0.00	-	0	0	0.00	0	0.00	0	0.00	0	0.00	0
(d)	Foreign Portfolio Investor		0	0	0	0	0	0.00	-	0	0	0.00	0	0.00	0	0.00	0	0.00	0
(e)	Any Other (specify)		0	0	0	0	0	0.00	-	0	0	0.00	0	0.00	0	0.00	0	0.00	0
	Body Corporate		0	0	0	0	0	0.00	-	0	0	0.00	0	0.00	0	0.00	0	0.00	0
	Sub Total (A)(2)		0	0	0	0	0	0.00	-	0	0	0.00	0	0.00	0	0.00	0	0.00	0
	Total Shareholding of Promoter and Promoter Group (A)=(A)(1)+(A)(2)		7	70,50,000	0	0	70,50,000	100.00	70,50,000	0	7050000	100.00	0	7050000.00	0	0.00	0	0.00	7050000

\*Nominee shareholders of Jindal Saw Limited

Table III - Statement showing Shareholding Pattern of the Public shareholder

Category code	Category and Name of the shareholders (I)	PAN (II)	Number of shareholders (III)	No. of fully paid up equity shares held (IV)	Partly paid-up equity held (V)	No. of shares underlying Depository Receipts (VI)	Total Nos. shares held (VII = IV+V+VI)	Shareholding % calculate as per SCRR 1957 As a % of (A+B+C2) (VIII)	No of voting Rights held in each class of securities (IX)				No of shares underlying outstanding convertible (including warrants) (X)	Shareholding as a % assuming full conversion of convertible securities(as a % of diluted share capital) (XI) = as a % of A+B+C2	Number of Locked in shares (XII)		Number of shares pledged or otherwise encumbered (XIII)		Number of Shares held in dematerialized form (XIV)
									No of voting Rights			Total as a % of Total voting rights			No. (a)	As a % of total shares held (b)	No. (a)	As a % of total shares held (b)	
									Class X	Class Y	Total								
<b>1</b>	<b>Institutions</b>							0.00	0	0	0	0.00	0	0.00	0	0.00	0	0.00	0
(a)	Mutual Funds/UTI		0	0	0	0	0	0.00	0	0	0	0.00	0	0.00	0	0.00	0	0.00	0
(b)	Venture Capital Funds		0	0	0	0	0	0.00	0	0	0	0.00	0	0.00	0	0.00	0	0.00	0
(c)	Alternate Investment Funds		0	0	0	0	0	0.00	0	0	0	0.00	0	0.00	0	0.00	0	0.00	0
(d)	Foreign Venture Capital Investors		0	0	0	0	0	0.00	0	0	0	0.00	0	0.00	0	0.00	0	0.00	0
(e)	Foreign Portfolio Investors/FII		0	0	0	0	0	0.00	0	0	0	0.00	0	0.00	0	0.00	0	0.00	0
(f)	Financial Institutions / Banks		0	0	0	0	0	0.00	0	0	0	0.00	0	0.00	0	0.00	0	0.00	0
(g)	Insurance Companies		0	0	0	0	0	0.00	0	0	0	0.00	0	0.00	0	0.00	0	0.00	0
(h)	Provident Funds / Pension Funds		0	0	0	0	0	0.00	0	0	0	0.00	0	0.00	0	0.00	0	0.00	0
(i)	Any Other (specify)		0	0	0	0	0	0.00	0	0	0	0.00	0	0.00	0	0.00	0	0.00	0
	Sub Total (B)(1)		0	0	0	0	0	0.00	0	0	0	0.00	0	0.00	0	0.00	0	0.00	0
(2)	Central Government/State Government(s)/ President of India		0	0	0	0	0	0.00	0	0	0	0.00	0	0.00	0	0.00	0	0.00	0
	Sub Total (B)(2)		0	0	0	0	0	0.00	0	0	0	0.00	0	0.00	0	0.00	0	0.00	0
<b>3</b>	<b>Non-institutions</b>																		
(a-i)	Individuals - shareholders holding nominal share capital up to Rs 2 Lakh		0	0	0	0	0	0.00	0	0	0	0.00	0	0.00	0	0.00	0	0.00	0
(a-ii)	Individual shareholders holding nominal share capital in excess of Rs. 2 Lakh		0	0	0	0	0	0.00	0	0	0	0.00	0	0.00	0	0.00	0	0.00	0
(b)	NBFCs registered with RBI		0	0	0	0	0	0.00	0	0	0	0.00	0	0.00	0	0.00	0	0.00	0
(c)	Employee Trusts		0	0	0	0	0	0.00	0	0	0	0.00	0	0.00	0	0.00	0	0.00	0
(d)	Overseas Depositories (holding DRs)(balancing figure)		0	0	0	0	0	0.00	0	0	0	0.00	0	0.00	0	0.00	0	0.00	0
(e)	Any Other (specify)		0	0	0	0	0	0.00	0	0	0	0.00	0	0.00	0	0.00	0	0.00	0
(f)	Body Corporate		0	0	0	0	0	0.00	0	0	0	0.00	0	0.00	0	0.00	0	0.00	0
(ii)	NRI		0	0	0	0	0	0.00	0	0	0	0.00	0	0.00	0	0.00	0	0.00	0
(iii)	QFI		0	0	0	0	0	0.00	0	0	0	0.00	0	0.00	0	0.00	0	0.00	0
(iv)	Trust		0	0	0	0	0	0.00	0	0	0	0.00	0	0.00	0	0.00	0	0.00	0
(v)	Clearing Member		0	0	0	0	0	0.00	0	0	0	0.00	0	0.00	0	0.00	0	0.00	0
(vi)	CUSTODIAN OF ENEMY PROPERTY		0	0	0	0	0	0.00	0	0	0	0.00	0	0.00	0	0.00	0	0.00	0
(vii)	INVESTOR EDUCATION & PROTECTION FUND		0	0	0	0	0	0.00	0	0	0	0.00	0	0.00	0	0.00	0	0.00	0
(viii)	LLP		0	0	0	0	0	0.00	0	0	0	0.00	0	0.00	0	0.00	0	0.00	0
(ix)	HUF		0	0	0	0	0	0.00	0	0	0	0.00	0	0.00	0	0.00	0	0.00	0
	Sub Total (B)(3)		0	0	0	0	0	0.00	0	0	0	0.00	0	0.00	0	0.00	0	0.00	0
	<b>Total Public Shareholding</b>																		
	<b>(B)=(B)(1)+(B)(2)+(B)(3)</b>		0	0	0	0	0	0.00	0	0	0	0.00	0	0.00	0	0.00	0	0.00	0

Table IV - Statement showing Shareholding Pattern of the Non Promoter - Non Public shareholder

Category code	Category and Name of the shareholders (I)	PAN (II)	Number of shareholders (III)	No. of fully paid up equity shares held (IV)	Partly paid-up equity shares held (V)	No. of shares underlying Depository Receipts (VI)	Total Nos. shares held (VII = IV+V+VI)	Shareholding % calculate as per SCRR 1957 As a % of (A+B+C2) (VIII)	No of voting Rights held in each class of securities (IX)			No of shares underlying outstanding convertible securities (including warrants) (X)	Shareholding as a % assuming full conversion of convertible securities (as a % of diluted share capital) (XI) = (VII)+(X) as a % of A+B+C2	Number of Locked in shares (XII)		Number of shares pledged or otherwise encumbered (XIII)		Number of Shares held in dematerialized form (XIV)
									No of voting Rights	Total as a % of Total voting rights	Total as a % of Total voting rights			No.	As a % of total shares held (b)	No.	As a % of total shares held (b)	
									X	Y								
(1)	Custodian/ DR Holder		0	0	0	0	0	0.000	0	0	0	0	0	0	0.000	0	0.000	0
(2)	Employee Benefit Trust (under SEBI (Share Based Employee Benefit) Regulations, 2014)		0	0	0	0	0	0.000	0	0	0	0	0	0	0.000	0	0.000	0
	<b>Total Non-Promoter-Non Public Shareholding (C) = (C)(1)+(C)(2)</b>		<b>0</b>	<b>0</b>	<b>0</b>	<b>0</b>	<b>0</b>	<b>0.000</b>	<b>0</b>	<b>0</b>	<b>0</b>	<b>0</b>	<b>0</b>	<b>0</b>	<b>0.000</b>	<b>0</b>	<b>0.000</b>	<b>0</b>





Table V- Statement showing details of significant beneficial owners (SBOs)

Sr. No	Details of the SBO (I)			Details of the registered owner (II)			Details of holding/ exercise of right of the SBO in the reporting company, whether direct or indirect*: (III)		Date of creation / acquisition of significant beneficial interest# (IV)
	Name	PAN/ Passport No. in case of a foreign national	Nationality	Name	PAN / Passport No. in case of a foreign national	Nationality	Whether by virtue of:		
							Shares	%	
							Voting rights	%	
							Rights on distributable dividend or any other distribution	%	
							Exercise of control		
							Exercise of significant influence		
Nil									



Format of Holding of Specified Securities

1 Name of the Listed entity: **JINDAL FITTINGS LIMITED**

2 Scrip Code : **Not Applicable**

Name of Scrip : **Not Applicable**

Class of Security : **Equity Shares**

3 Share Holding Pattern filed under Reg 31(1)(b) for Quarter ended : **Pre Scheme of Amalgamation**

4 **DECLARATION** : The Listed Entity is required to submit the following declaration to the extent of Submission of information


	<b>Particulars</b>	<b>Yes</b>	<b>No</b>
1	Whether the Listed Entity has issued any partly paid up shares ?		No
2	Whether the Listed Entity has issued any Convertible Securities ?		No
3	Whether the Listed Entity has issued any Warrants ?		No
4	Whether the Listed Entity has any shares against which Depository receipts are issued ?		No
5	Whether the Listed Entity has any shares in locked-in ?		No
6	Whether any shares held by Promoters are pledged or otherwise encumbered ?		No
7	Whether Company has equity shares with differential voting rights		No



Table I - Summary Statement holding of specified securities

Category code (I)	Category and Name of the shareholders (II)	Number of shareholders (III)	No. of fully paid up equity shares held (IV)	Partly paid-up equity shares held (V)	No. of shares underlying Depository Receipts (VI)	Total Nos. shares held (VII) = (IV+V+VI)	Shareholding % calculate as per SCRR 1957 As a % of (A+B+C2) (VIII)	No of voting Rights held in each class of securities (IX)			No of shares underlying outstanding convertible Securities (including warrants) (X)	Shareholding as a % assuming full conversion of convertible of diluted share capital) (XI) = (VII) + (X) as a % of A+B+C2	Number of Locked in shares (XII)		Number of shares pledged or otherwise encumbered (XIII)		Number of Shares held in dematerialized form (XIV)
								No of voting Rights		Total as a % of (A+B+C)			No. (a)	As a % of total shares held (b)	No. (a)	As a % of total shares held (b)	
								Class X	Class Y								
		6	3,04,84,006	0	0	3,04,84,006	78.41	3,04,84,006	0	3,04,84,006	78.41	0	0.00	0	0.00	3,04,84,006	
(A)	Promoter and Promoter Group	6	3,04,84,006	0	0	3,04,84,006	78.41	3,04,84,006	0	3,04,84,006	78.41	0	0.00	0	0.00	3,04,84,006	
(B)	Public	3	83,96,001	0	0	83,96,001	21.59	83,96,001	0	83,96,001	21.59	0	0.00	0	0.00	25,64,000	
(C)	Non Promoter - Non Public	0	0	0	0	0	0.00	0	0	0	0.00	0	0.00	0	0.00	0	
(C1)	Shares underlying DRs	0	0	0	0	0	0.00	0	0	0	0.00	0	0.00	0	0.00	0	
(C2)	Shares held by Employee Trusts	0	0	0	0	0	0.00	0	0	0	0.00	0	0.00	0	0.00	0	
	Total	9	3,88,80,007	0	0	3,88,80,007	100.00	3,88,80,007	0	3,88,80,007	100.00	0	0.00	0	0.00	3,30,48,006	

\_\_\_\_\_



*Handwritten signature*

Table II - Statement showing Shareholding Pattern of the Promoter and Promoter Group

Category code	Category and Name of the shareholders (I)	Number of shareholders (II)	No. of fully paid up equity shares held (IV)	Partly paid-up equity shares held (V)	No. of shares underlying Depository Receipts (VI)	Total Nos. shares held (VII = IV+V+VI)	Shareholding % calculate as per SCRR 1957 As a % of (A+B+C2) (VIII)	No of voting Rights held in each class of securities (IX)				No of shares underlying outstanding convertible (including warrants) (X)	Shareholding as a % assuming full conversion of convertible securities(as a % of diluted share capital) (XI) = as a % of A+B+C2	Number of Locked in shares (XII)		Number of shares pledged or otherwise encumbered (XIII)		Number of Shares held in dematerialized form (XIV) (**)
								No of voting Rights			Total as a % of Total voting rights			No. (a)	As a % of total shares held (b)	No. (a)	As a % of total shares held (b)	
								Class X	Class Y	Total								
<b>1</b>	<b>Indian</b>																	
(a)	Individuals/Hindu Undivided Family	4	400	0	0	400	0.00	400	0	400	0.00	0	0.00	0	0.00	0	0.00	400
	Mr. Maneesh Kumar*	1	100	0	0	100	0.00	100	0	100	0.00	0	0.00	0	0.00	0	0.00	100
	Mr. Vinay Gupta *	1	100	0	0	100	0.00	100	0	100	0.00	0	0.00	0	0.00	0	0.00	100
	Mr. Vijay Gupta *	1	100	0	0	100	0.00	100	0	100	0.00	0	0.00	0	0.00	0	0.00	100
	Mr. Deepak Goel *	1	100	0	0	100	0.00	100	0	100	0.00	0	0.00	0	0.00	0	0.00	100
(b)	Central Government/State Government(s)	0	0	0	0	-	0.00	-	0	-	0.00	0	0.00	0	0.00	0	0.00	-
(c)	Financial Institutions / Banks	0	0	0	0	-	0.00	-	0	-	0.00	0	0.00	0	0.00	0	0.00	-
(d)	Any Other (specify)	2	3,04,83,606	0	0	3,04,83,606	78.40	3,04,83,606	0	3,04,83,606	78.40	0	78.40	0	0.00	0	0.00	3,04,83,606
	Jindal Saw Limited	1	1,78,64,404	0	0	1,78,64,404	45.95	1,78,64,404	0	1,78,64,404	45.95	0	45.95	0	0.00	0	0.00	1,78,64,404
	Aion Industries Private Ltd.	1	1,26,19,202	0	0	1,26,19,202	32.46	1,26,19,202	0	1,26,19,202	32.46	0	32.46	0	0.00	0	0.00	1,26,19,202
	Sub Total (A)(1)	6	3,04,84,006	0	0	3,04,84,006	78.41	3,04,84,006	0	3,04,84,006	78.41	0	78.41	0	0.00	0	0.00	3,04,84,006
<b>2</b>	<b>Foreign</b>																	
(a)	Individuals (Non-Resident Individuals/Foreign Individuals)	0	0	0	0	-	0.00	-	0	-	0.00	0	0.00	0	0.00	0	0.00	-
(b)	Government	0	0	0	0	-	0.00	-	0	-	0.00	0	0.00	0	0.00	0	0.00	-
(c)	Institutions	0	0	0	0	-	0.00	-	0	-	0.00	0	0.00	0	0.00	0	0.00	-
(d)	Foreign Portfolio Investor	0	0	0	0	-	0.00	-	0	-	0.00	0	0.00	0	0.00	0	0.00	-
(e)	Any Other (specify)	0	0	0	0	-	0.00	-	0	-	0.00	0	0.00	0	0.00	0	0.00	-
	Body Corporate	0	0	0	0	-	0.00	-	0	-	0.00	0	0.00	0	0.00	0	0.00	-
	Sub Total (A)(2)	0	-	0	0	-	0.00	-	0	-	0.00	0	0.00	0	0.00	0	0.00	-
	Total Shareholding of Promoter and Promoter Group (A)=(A)(1)+(A)(2)	6	3,04,84,006	-	-	3,04,84,006	78.41	3,04,84,006	0	3,04,84,006	78.41	0	78.41	0	0.00	0	0.00	3,04,84,006

\*The shareholders are nominee shareholders of Jindal Saw Limited




Table III - Statement showing Shareholding Pattern of the Public shareholder

Category code	Category and Name of the shareholders (I)	Number of shareholders (III)	No. of fully paid up equity shares held (IV)	Partly paid-up equity held (V)	No. of shares underlying Depository Receipts (VI)	Total Nos. shares held (VII) = IV+V+VI)	Shareholding % calculate as per SCRR 1957 As a % of (A+B+C2) (VIII)	No of voting Rights held in each class of securities (IX)				No of shares underlying outstanding convertible (including warrants) (X)	Shareholding as a % assuming full conversion of convertible securities(as a % of diluted share capital) (XI) = as a % of A+B+C2	Number of Locked in shares (XII)		Number of shares pledged or otherwise encumbered (XIII)		Number of Shares held in dematerialized form (XIV)
								No of voting Rights			Total as a % of Total voting rights			No. (a)	As a % of total shares held (b)	No. (a)	As a % of total shares held (b)	
								Class X	Class Y	Total								
<b>1</b>	<b>Institutions</b>																	
(a)	Mutual Funds/UTI	0	0	0	0	0	0.00	0	0	0	0.00	0	0.00	0	0.00	0	0.00	0
(b)	Venture Capital Funds	0	0	0	0	0	0.00	0	0	0	0.00	0	0.00	0	0.00	0	0.00	0
(c)	Alternate Investment Funds	0	0	0	0	0	0.00	0	0	0	0.00	0	0.00	0	0.00	0	0.00	0
(d)	Foreign Venture Capital Investors	0	0	0	0	0	0.00	0	0	0	0.00	0	0.00	0	0.00	0	0.00	0
(e)	Foreign Portfolio Investors/FII	0	0	0	0	0	0.00	0	0	0	0.00	0	0.00	0	0.00	0	0.00	0
(f)	Financial Institutions / Banks	0	0	0	0	0	0.00	0	0	0	0.00	0	0.00	0	0.00	0	0.00	0
(g)	Insurance Companies	0	0	0	0	0	0.00	0	0	0	0.00	0	0.00	0	0.00	0	0.00	0
(h)	Provident Funds / Pension Funds	0	0	0	0	0	0.00	0	0	0	0.00	0	0.00	0	0.00	0	0.00	0
(i)	Any Other (specify)	0	0	0	0	0	0.00	0	0	0	0.00	0	0.00	0	0.00	0	0.00	0
	<b>Sub Total (B)(1)</b>	<b>0</b>	<b>0</b>	<b>0</b>	<b>0</b>	<b>0</b>	<b>0.00</b>	<b>0</b>	<b>0</b>	<b>0</b>	<b>0.00</b>	<b>0</b>	<b>0.00</b>	<b>0</b>	<b>0.00</b>	<b>0</b>	<b>0.00</b>	<b>0</b>
(2)	Central Government/State Government(s)/ President of India	0	0	0	0	0	0.00	0	0	0	0.00	0	0.00	0	0.00	0	0.00	0
	<b>Sub Total (B)(2)</b>	<b>0</b>	<b>0</b>	<b>0</b>	<b>0</b>	<b>0</b>	<b>0.00</b>	<b>0</b>	<b>0</b>	<b>0</b>	<b>0.00</b>	<b>0</b>	<b>0.00</b>	<b>0</b>	<b>0.00</b>	<b>0</b>	<b>0.00</b>	<b>0</b>
<b>3</b>	<b>Non-institutions</b>																	
(a-i)	Individuals - shareholders holding nominal share capital up to Rs 2 Lakh	0	0	0	0	0	0.00	0	0	0	0.00	0	0.00	0	0.00	0	0.00	0
(a-ii)	Individual shareholders holding nominal share capital in excess of Rs 2 Lakh	0	0	0	0	0	0.00	0	0	0	0.00	0	0.00	0	0.00	0	0.00	0
	Mr. Vinay Bansal	1	600000	0	0	600000	1.54	600000	0	600000	1.54	0	0.00	0	0.00	0	0.00	600000
	Mr. Shyamal Agarwal	1	1964000	0	0	1964000	5.05	1964000	0	1964000	5.05	0	0.00	0	0.00	0	0.00	1964000
(b)	NBFCs registered with RBI	0	0	0	0	0	0.00	0	0	0	0.00	0	0.00	0	0.00	0	0.00	0
(c)	Employee Trusts	0	0	0	0	0	0.00	0	0	0	0.00	0	0.00	0	0.00	0	0.00	0
(d)	Overseas Depositories (holding DRs)(balancing figure)	0	0	0	0	0	0.00	0	0	0	0.00	0	0.00	0	0.00	0	0.00	0
(e)	Any Other (specify)	0	0	0	0	0	0.00	0	0	0	0.00	0	0.00	0	0.00	0	0.00	0
(f)	Body Corporate	0	0	0	0	0	0.00	0	0	0	0.00	0	0.00	0	0.00	0	0.00	0
	International Steel Operating and Management (FZC)	1	5832001	0	0	5832001	15.00	5832001	0	5832001	15.00	0	15.00	0	0.00	0	0.00	0
(ii)	NRI	0	0	0	0	0	0.00	0	0	0	0.00	0	0.00	0	0.00	0	0.00	0
(iii)	QFI	0	0	0	0	0	0.00	0	0	0	0.00	0	0.00	0	0.00	0	0.00	0
(iv)	Trust	0	0	0	0	0	0.00	0	0	0	0.00	0	0.00	0	0.00	0	0.00	0
(v)	Clearing Member	0	0	0	0	0	0.00	0	0	0	0.00	0	0.00	0	0.00	0	0.00	0
(vi)	CUSTODIAN OF ENEMY PROPERTY	0	0	0	0	0	0.00	0	0	0	0.00	0	0.00	0	0.00	0	0.00	0
(vii)	INVESTOR EDUCATION & PROTECTION FUND	0	0	0	0	0	0.00	0	0	0	0.00	0	0.00	0	0.00	0	0.00	0
(viii)	LLP	0	0	0	0	0	0.00	0	0	0	0.00	0	0.00	0	0.00	0	0.00	0
(ix)	HUF	0	0	0	0	0	0.00	0	0	0	0.00	0	0.00	0	0.00	0	0.00	0
	<b>Sub Total (B)(3)</b>	<b>3</b>	<b>8396001</b>	<b>0</b>	<b>0</b>	<b>8396001</b>	<b>21.59</b>	<b>8396001</b>	<b>0</b>	<b>8396001</b>	<b>21.59</b>	<b>0</b>	<b>9.00</b>	<b>0</b>	<b>0.00</b>	<b>0</b>	<b>0.00</b>	<b>2564000</b>
	<b>Total Public Shareholding (B)=(B)(1)+(B)(2)+(B)(3)</b>	<b>3</b>	<b>8396001</b>	<b>0</b>	<b>0</b>	<b>8396001</b>	<b>21.59</b>	<b>8396001</b>	<b>0</b>	<b>8396001</b>	<b>21.59</b>	<b>0</b>	<b>9.00</b>	<b>0</b>	<b>0.00</b>	<b>0</b>	<b>0.00</b>	<b>2564000</b>



  
 JINDAL FITTINGS LIMITED

Table IV - Statement showing Shareholding Pattern of the Non Promoter - Non Public shareholder

Category code	Category and Name of the shareholders (I)	PAN (II)	Number of shareholders (III)	No. of fully paid up equity shares held (IV)	Partly paid-up equity shares held (V)	No. of shares underlying Depository Receipts (VI)	Total Nos. shares held (VII = IV+V+VI)	Shareholding % calculate as per SCRR 1957 As a % of (A+B+C2) (VIII)	No of voting Rights held in each class of securities (IX)			No of shares underlying outstanding convertible securities (including warrants) (X)	Shareholding as a % assuming full conversion of convertible securities (as a % of diluted share capital) (XI) = (VII)+(X) as a % of A+B+C2	Number of Locked in shares (XII)		Number of shares pledged or otherwise encumbered (XIII)		Number of Shares held in dematerialized form (XIV)
									No of voting Rights	Total as a % of Total voting rights	Total as a % of Total voting rights			No.	As a % of	No.	As a % of	
									X	Y								
(1)	Custodian/ DR Holder		0	0	0	0	0	0.000	0	0	0	0	0	0	0.000	0	0.000	0
(2)	Employee Benefit Trust (under SEBI (Share Based Employee Benefit) Regulations, 2014)		0	0	0	0	0	0.000	0	0	0	0	0	0	0.000	0	0.000	0
	<b>Total Non-Promoter-Non Public Shareholding (C) = (C)(1)+(C)(2)</b>		<b>0</b>	<b>0</b>	<b>0</b>	<b>0</b>	<b>0</b>	<b>0.000</b>	<b>0</b>	<b>0</b>	<b>0</b>	<b>0</b>	<b>0</b>	<b>0</b>	<b>0.000</b>	<b>0</b>	<b>0.000</b>	<b>0</b>



*Char Key*

Table V- Statement showing details of significant beneficial owners (SBOs)

Sr. No	Details of the SBO (I)			Details of the registered owner (II)			Details of holding/ exercise of right of the SBO in the reporting company, whether direct or indirect*: (III)		Date of creation / acquisition of significant beneficial interest# (IV)
	Name	PAN/ Passport No. in case of a foreign national	Nationality	Name	PAN / Passport No. in case of a foreign national	Nationality	Whether by virtue of:		
							Shares	%	
							Voting rights	%	
							Rights on distributable dividend or any other distribution	%	
							Exercise of control		
							Exercise of significant influence		
Nil									

